

VFWXUS / VettaFi Full World Ex US Index

Index fact sheet as of May 29, 2026

VFWXUS Facts

Ticker

Price Return: VFWXUS
Total Return: VFWXUSG
Net Total Return: VFWXUSN

Index Launch

December 17, 2024

Base Value

1,000 on December 15, 2000

Index Currency

USD

Reconstitution Dates

Every 3rd Friday of March and September.

Rebalancing Dates

Every 3rd Friday of March, June, September and December.

Index Rules

Available at vettafi.com

Portfolio Characteristics

Number of Companies: 2,052

Company Size by Market Capitalization (millions):

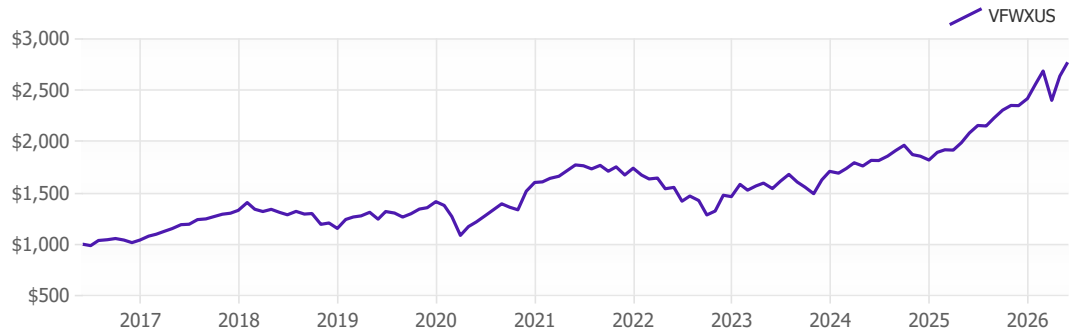
Average: \$27,318
Median: \$12,739
Largest: \$1,949,565
Smallest: \$228

Performance Data

3 Month: 3.2%
6 Month: 18.0%
YTD: 14.6%
1 Year: 33.0%
Annualized 3 Year: 21.6%
Annualized 5 Year: 9.4%
Annualized 10 Year: 10.7%
Standard Deviation: 15.1%
Sharpe Ratio: 0.66

The VettaFi Full World Ex US Index is an index designed to provide accurate coverage across developed and emerging markets excluding US. It is a composite of the VettaFi Developed World and Emerging Market indexes excluding US. The index is float-market cap weighted and targets each of its countries large midcap market cap space.

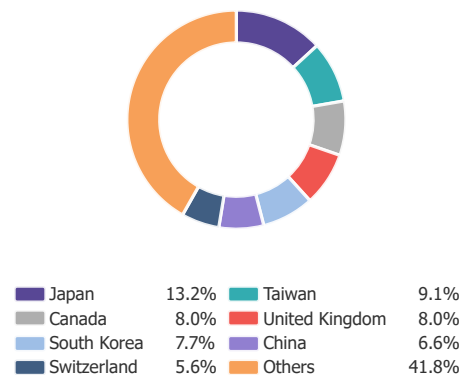
Performance of \$1,000 invested



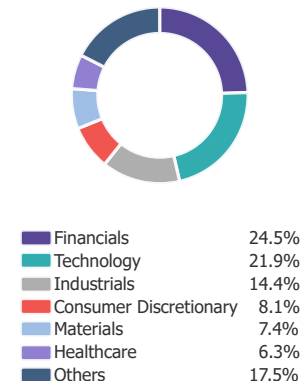
Top Constituents

Company Name	Sector	Ticker	Index Weight
Taiwan Semiconductor Manufacturing Co.	Technology	2330 TT	4.7%
Samsung Electronics Co Ltd.	Technology	005930 KS	2.8%
SK Hynix Inc.	Technology	000660 KS	2.1%
ASML Holding N.V.	Technology	ASML NA	1.6%
Tencent Holdings Ltd.	Media & Communications	700 HK	0.9%
Roche Holding AG	Healthcare	ROP SW	0.8%
HSBC Holdings PLC	Financials	HSBA LN	0.8%
Novartis AG	Healthcare	NOVN SW	0.7%
Alibaba Group Holding Ltd.	Consumer Discretionary	BABA	0.7%
AstraZeneca PLC	Healthcare	AZN LN	0.7%
Total:			15.9%

Country Weightings



Sector Weightings



VettaFi, a data, analytics, and thought leadership company, is transforming financial services from an industry to a community — one relationship at a time. In addition to providing interactive online tools and research, VettaFi offers asset managers an array of indexing and digital distribution solutions to innovate and scale their businesses. With billions in assets benchmarked to its indices — and more than 200 customers globally — asset managers look to VettaFi for benchmarks and best-in-class index solutions.

It is not possible to invest directly in an index. Index performance does not reflect the deduction of any fees or expenses. VettaFi does not sponsor, endorse, sell, or promote any investment product linked to or based on the VettaFi Full World Ex US Index. Performance is provided on a total-return basis. Correlation is based on monthly data over the trailing 120 month period. Percentage of positive months, standard deviation, value of \$1,000, and Sharpe ratio comparisons are based on monthly data over the trailing 120 month period. The VettaFi Full World Ex US Index is the exclusive property of VettaFi, which shall have no liability for any errors or omissions in calculating the Index.