

VFFR / VettaFi France Large/Mid Cap Index

Index fact sheet as of March 31, 2026

VFFR Facts

Ticker

Price Return: VFFR
Total Return: VFFRG
Net Total Return: VFFRN

Index Launch

October 02, 2023

Base Value

1,000 on December 15, 2000

Index Currency

USD

Reconstitution Dates

Every 3rd Friday of March and September

Rebalancing Dates

Every 3rd Friday of March, June, September and December

Index Rules

Available at vetafi.com

Portfolio Characteristics

Number of Companies: 57

Company Size by Market Capitalization (millions):

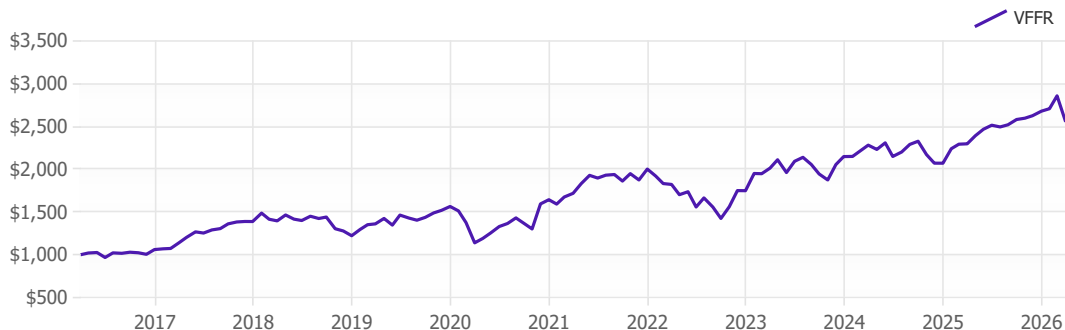
Average: \$48,672
Median: \$18,666
Largest: \$265,558
Smallest: \$5,791

Performance Data

3 Month: -4.7%
6 Month: -1.1%
YTD: -4.7%
1 Year: 11.2%
Annualized 3 Year: 8.3%
Annualized 5 Year: 8.2%
Annualized 10 Year: 9.8%
Standard Deviation: 18.4%
Sharpe Ratio: 0.53

The VettaFi Developed World Equity Index Family is an index family designed to provide accurate coverage of developed markets. The regional indexes are a composite of their constituent country indexes. The index family is float-market cap weighted and targets each of its countries large midcap market cap space. The VettaFi France Large/Mid Cap Index represents the large- and mid-capitalization France stocks.

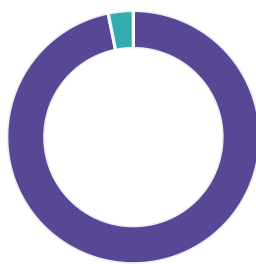
Performance of \$1,000 invested



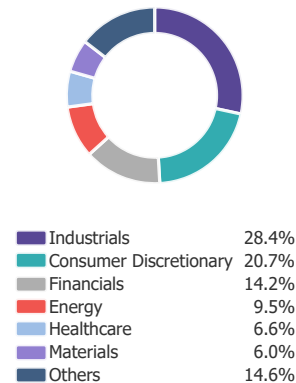
Top Constituents

Company Name	Sector	Ticker	Index Weight
TotalEnergies SE	Energy	TTE FP	9.5%
Schneider Electric SE	Industrials	SU FP	7.5%
LVMH Moet Hennessy Louis Vuitton SE	Consumer Discretionary	MC FP	6.7%
Air Liquide S.A.(L')	Materials	AI FP	6.0%
Safran SA	Industrials	SAF FP	5.7%
Sanofi SA	Healthcare	SAN FP	5.4%
L'Oreal S.A.	Consumer Discretionary	OR FP	4.9%
BNP Paribas SA	Financials	BNP FP	4.7%
Axa SA	Financials	CS FP	4.5%
Vinci SA	Industrials	DG FP	3.8%
Total:			58.8%

Market Capitalization



Sector Weightings



VettaFi, a data, analytics, and thought leadership company, is transforming financial services from an industry to a community — one relationship at a time. In addition to providing interactive online tools and research, VettaFi offers asset managers an array of indexing and digital distribution solutions to innovate and scale their businesses. With billions in assets benchmarked to its indices — and more than 200 customers globally — asset managers look to VettaFi for benchmarks and best-in-class index solutions.

It is not possible to invest directly in an index. Index performance does not reflect the deduction of any fees or expenses. VettaFi does not sponsor, endorse, sell, or promote any investment product linked to or based on the VettaFi France Large/Mid Cap Index. Performance is provided on a total-return basis. Correlation is based on monthly data over the trailing 120 month period. Percentage of positive months, standard deviation, value of \$1,000, and Sharpe ratio comparisons are based on monthly data over the trailing 120 month period. The VettaFi France Large/Mid Cap Index is the exclusive property of VettaFi, which shall have no liability for any errors or omissions in calculating the Index.