

VFDK / VettaFi Denmark Large/Mid Cap Index

Index fact sheet as of January 31, 2025

VFDK Facts

Ticker

Price Return: VFDK
Total Return: VFDKG
Net Total Return: VFDKN

Index Launch

October 02, 2023

Base Value

1,000 on December 15, 2000

Reconstitution Dates

Every 3rd Friday of March and September

Rebalancing Dates

Every 3rd Friday of March, June, September and December

Index Rules

Available at vettafi.com

Portfolio Characteristics

Number of Companies: 15

Company Size by Market Capitalization (millions):

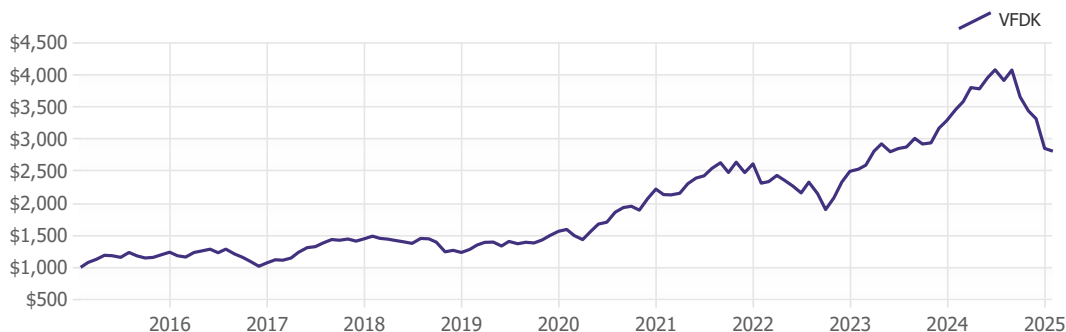
Average: \$34,608
Median: \$13,919
Largest: \$286,816
Smallest: \$4,180

Performance Data

3 Month: -18.3%
6 Month: -28.2%
YTD: -1.5%
1 Year: -18.7%
Annualized 3 Year: 6.7%
Annualized 5 Year: 12.0%
Annualized 10 Year: 10.9%
Standard Deviation: 17.5%
Sharpe Ratio: 0.63

The VettaFi Developed World Equity Index Family is an index family designed to provide accurate coverage of developed markets. The regional indexes are a composite of their constituent country indexes. The index family is float-market cap weighted and targets each of its countries large midcap market cap space. The VettaFi Denmark Large/Mid Cap Index represents the large- and mid-capitalization Denmark stocks.


Performance of \$1,000 invested



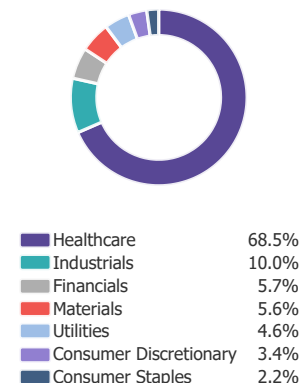
Top 10 Constituents

Company Name	Sector	Ticker	Index Weight
Novo Nordisk A/S	Healthcare	NOVOB DC	60.0%
DSV AS	Industrials	DSV DC	8.6%
Novonosis (Novozymes) B	Materials	NSISB DC	4.4%
Danske Bank A/S	Financials	DANSKE DC	4.4%
Coloplast AS	Healthcare	COLOB DC	3.5%
Pandora A/S	Consumer Discretionary	PNDORA DC	3.4%
Vestas Wind Systems AS	Utilities	VWS DC	3.0%
Genmab As	Healthcare	GMAB DC	2.8%
Carlsberg A/S	Consumer Staples	CARLB DC	2.2%
Orsted A/S	Utilities	ORSTED DC	1.6%
Total:			93.9%

Market Capitalization



Sector Weightings



VettaFi, a data, analytics, and thought leadership company, is transforming financial services from an industry to a community — one relationship at a time. In addition to providing interactive online tools and research, VettaFi offers asset managers an array of indexing and digital distribution solutions to innovate and scale their businesses. With billions in assets benchmarked to its indices — and more than 200 customers globally — asset managers look to VettaFi for benchmarks and best-in-class index solutions.

It is not possible to invest directly in an index. Index performance does not reflect the deduction of any fees or expenses. VettaFi does not sponsor, endorse, sell, or promote any investment product linked to or based on the VettaFi Denmark Large/Mid Cap Index. Performance is provided on a total-return basis. Correlation is based on monthly data over the trailing 120 month period. Percentage of positive months, standard deviation, value of \$1,000, and Sharpe ratio comparisons are based on monthly data over the trailing 120 month period. The VettaFi Denmark Large/Mid Cap Index is the exclusive property of VettaFi, which shall have no liability for any errors or omissions in calculating the Index.