

VFAII / VettaFi AI Infrastructure Index

Index fact sheet as of March 31, 2026

VFAII Facts

Ticker

Price Return: VFAII
Total Return: VFAIIT
Net Total Return: VFAIIN

Index Launch

December 21, 2018

Base Value

1,000 on December 21, 2018

Index Calculation

Every fifteen (15) seconds

Rebalancing Dates

Every 3rd Friday of March, June,
September, December

Index Rules

Available at vettafi.com

Portfolio Characteristics

Number of Companies: 92
U.S. Companies: 67
Non-U.S. Companies: 25

Company Size by Market
Capitalization (millions):

Average: \$271,381
Median: \$39,575
Largest: \$4,237,920
Smallest: \$207

Annualized Return*: 26.66%
Annualized Volatility*: 26.02%
Information Ratio*: 1.02
Trailing P/E: 24.13
Forward P/E: 32.65
Price/Book: 7.00
EV/Sales: 5.04
Dividend Yield: 0.50%

*Annualized performance and volatility are since inception, including back-test results prior to December 21, 2018

The VettaFi AI Infrastructure Index tracks the performance of companies that are components of the artificial intelligence infrastructure ecosystem. To qualify for selection into the index, a constituent must be a leading player in at least one of the six segments crucial for the continued advancement of artificial intelligence.

The Case for AI Infrastructure

- Generative AI Fueling Explosive Demand for Compute and Storage** - The rise of generative AI and large language models (LLMs) requires unprecedented need for computational power, data storage, and a purpose-built AI infrastructure.
- Rapid Market Growth** - The global AI infrastructure market is projected to grow from around \$135.8 billion in 2024 to between \$394 billion and \$521 billion by 2030, with annual growth rates approaching 20–30%.¹
- Massive Infrastructure Spending and Energy Consumption** - Spending on AI datacenters alone is expected to exceed \$1.4 trillion by 2027². Along with data center expansion comes increased energy needs. Data centers currently consume ~415 TWh annually (1.5% of global electricity) with AI accounting for 15% of this energy consumption (62 TWh)³.

¹MarketandMarkets (Nov 2024); ²Economist Impact (2025); ³IEA (2025), Energy and AI

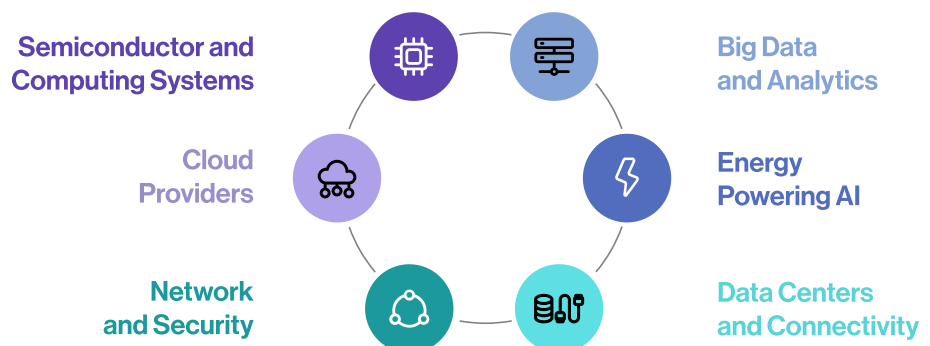
Performance of \$1,000 invested



Performance Data

	3 Month	6 Month	YTD	1 Year	Annualized	
					3 Year	5 Year
Total Return	-5.7%	-7.8%	-5.7%	45.9%	40.0%	19.8%
Net Total Return	-5.7%	-7.8%	-5.7%	45.7%	39.7%	19.5%
Price Return	-5.8%	-8.0%	-5.8%	45.0%	39.0%	18.8%

Key Components of AI Infrastructure



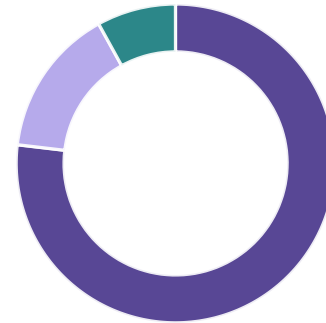
VFAI / VettaFi AI Infrastructure Index

Index fact sheet as of March 31, 2026

Top 10 Constituents

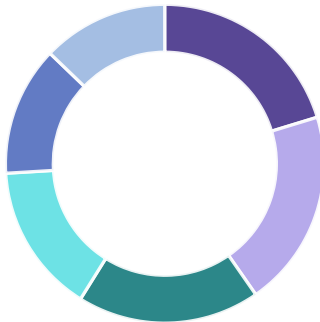
Company Name	Index Weight
META PLATFORMS INC	4.71%
PALANTIR TECHNOLOGIES INC	3.71%
AMAZON.COM, INC.	3.68%
CISCO SYSTEMS, INC.	3.55%
ALPHABET INC.	3.51%
MICROSOFT CORP.	3.41%
GE VERNOVA INC.	2.73%
TAIWAN SEMICONDUCTOR	1.90%
NVIDIA CORP.	1.80%
TESLA INC	1.78%
TOTAL	30.79%

Market Capitalization



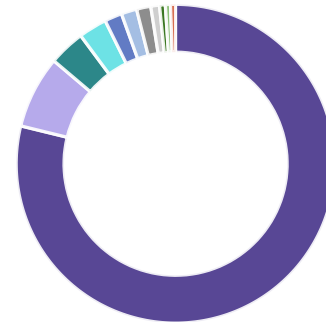
Large-Cap	76.9%
Mid-Cap	15.1%
Small-Cap	8.0%

Market Segments



Semiconductor and Computing Systems	20.3%
Cloud Providers	20.0%
Data Centers and Connectivity	18.5%
Big Data/Analytics	15.2%
Energy Powering AI	13.1%
Network & Security	12.8%

Country Weightings



United States	78.8%	China	7.4%
Taiwan	3.7%	United Kingdom	2.9%
Australia	1.8%	Netherlands	1.6%
Japan	1.4%	Cayman Islands	0.9%
South Korea	0.6%	Israel	0.5%
Germany	0.5%		

About VettaFi

VettaFi, a data, analytics, and thought leadership company, is transforming financial services from an industry to a community one relationship at a time. In addition to providing interactive online tools and research, VettaFi offers asset managers an array of indexing and digital distribution solutions to innovate and scale their businesses. With billions in assets benchmarked to its indices and more than 200 customers globally asset managers look to VettaFi for benchmarks and best-in-class index solutions.

It is not possible to invest directly in an index. Index performance does not reflect the deduction of any fees or expenses. VettaFi does not sponsor, endorse, sell, or promote any investment product linked to or based on the VettaFi AI Infrastructure Index. Performance is provided on a total-return basis. Historical performance illustrations in the indices may be based on a back-test calculation. Past performance of an index is not a guarantee of future results. The VettaFi AI Infrastructure Index is the exclusive property of VettaFi, which shall have no liability for any errors or omissions in calculating the Index.