

VEMY / VettaFi Malaysia Local Ccy Bond Index

Index fact sheet as of May 29, 2026

VEMY Facts

Ticker

Price Return: VEMY_PR
Total Return: VEMY

Base Value

100 on December 31, 2009

Index Currency

MYR

Rebalancing Dates

Month Ends

Index Rules

Available at vettafi.com

Index Characteristics

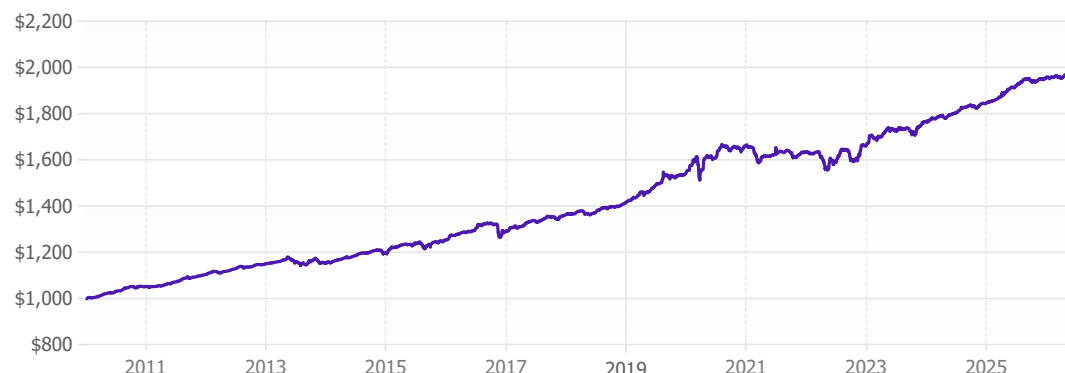
Number of Issues	32
Market Value	\$636.69 Billion
Remaining Term	10.84
Modified Duration	7.79
Yield	3.64%
Asset Swap Spread	-7.83 bps

Performance Data

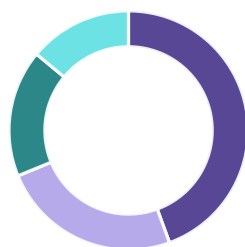
3 Month	0.36%
6 Month	1.08%
Year-to-Date	0.65%
1 Year	2.99%
Annualized 3 Year	4.45%
Annualized 5 Year	4.04%
Annualized 10 Year	4.34%
Since Inception	4.21%

VettaFi Malaysia Local Ccy Bond Index track the performance of the local currency debt of Malaysia Govt bonds

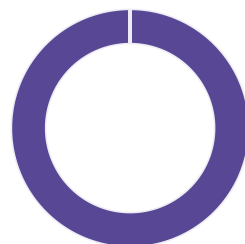
Performance of \$1,000 invested



Term Breakdown



Country Breakdown



VettaFi, a data, analytics, and thought leadership company, is transforming financial services from an industry to a community — one relationship at a time. In addition to providing interactive online tools and research, VettaFi offers asset managers an array of indexing and digital distribution solutions to innovate and scale their businesses. With billions in assets benchmarked to its indices — and more than 200 customers globally — asset managers look to VettaFi for benchmarks and best-in-class index solutions.

It is not possible to invest directly in an index. Index performance does not reflect the deduction of any fees or expenses. VettaFi does not sponsor, endorse, sell, or promote any investment product linked to or based on the VettaFi Malaysia Local Ccy Bond Index. Performance is provided on a total-return basis. The VettaFi Malaysia Local Ccy Bond Index is the exclusive property of VettaFi, which shall have no liability for any errors or omissions in calculating the Index.