

# VASDX / VettaFi Autism Impact Index

Index fact sheet as of April 30, 2026

## VASDX Facts

### Ticker

Price Return: VASDX  
Total Return: VASDXG  
Net Total Return: VASDXN

### Index Launch

May 14, 2026

### Base Value

1,000 on December 18, 2020

### Index Currency

USD

### Index Calculation

Every fifteen (15) seconds

### Rebalancing Dates

Every 3rd Friday of March, June, September, December

### Index Rules

Available at [vettafi.com](http://vettafi.com)

## Portfolio Characteristics

Number of Companies: 36

Company Size by Market Capitalization (millions):

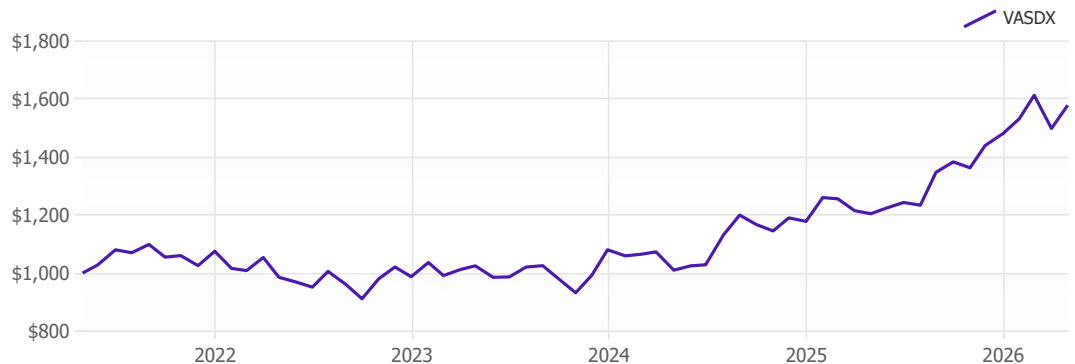
Average: \$85,035  
Median: \$7,929  
Largest: \$881,662  
Smallest: \$310

## Performance Data

3 Month: 3.1%  
6 Month: 15.8%  
YTD: 6.6%  
1 Year: 31.0%  
Annualized 3 Year: 15.4%  
Annualized 5 Year: 9.5%  
Standard Deviation: 14.8%  
Sharpe Ratio: 0.50

The Autism & Neurodiversity Innovation Index is designed to measure the performance of publicly traded global companies that provide products, services and/or research supporting the autism ecosystem comprised of individuals on the autism spectrum and within the broader neurodivergent community.

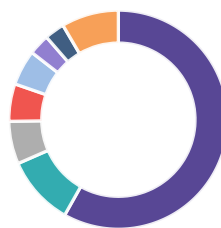
## Performance of \$1,000 invested



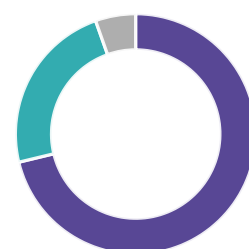
## Top Constituents

Company Name	Sector	Ticker	Index Weight
Maplight Therapeutics Inc.	Drugs & Therapeutics	MPLT	4.4%
BrightSpring Health Services Inc.	Drugs & Therapeutics	BTSG	3.3%
Brainsway Ltd	Drugs & Therapeutics	BWAY	3.2%
LifeStance Health Group Inc	Specialized Services & Educational	LFST	3.2%
Teva Pharmaceutical Industries Ltd.	Drugs & Therapeutics	TEVA IT	3.1%
H Lundbeck A S	Drugs & Therapeutics	HLUN/B DC	3.1%
Stride Inc	Specialized Services & Educational	LRN	3.1%
Jazz Pharmaceuticals PLC	Drugs & Therapeutics	JAZZ	3.0%
Pearson PLC	Specialized Services & Educational	PERSON LN	3.0%
Life Healthcare Group Holdings Ltd	Specialized Services & Educational	LHC SJ	2.9%
<b>Total:</b>			<b>32.3%</b>

## Country Weightings



## Sector Weightings



United States	58.2%	Japan	10.3%
Israel	6.3%	United Kingdom	5.5%
Switzerland	5.2%	Denmark	3.1%
South Africa	2.9%	Others	8.4%

Drugs & Therapeutics	71.2%
Specialized Services & Educational Technology	23.3%
Diagnostics & Assessment Tools	5.4%

VettaFi, a data, analytics, and thought leadership company, is transforming financial services from an industry to a community — one relationship at a time. In addition to providing interactive online tools and research, VettaFi offers asset managers an array of indexing and digital distribution solutions to innovate and scale their businesses. With billions in assets benchmarked to its indices — and more than 200 customers globally — asset managers look to VettaFi for benchmarks and best-in-class index solutions.

It is not possible to invest directly in an index. Index performance does not reflect the deduction of any fees or expenses. VettaFi does not sponsor, endorse, sell, or promote any investment product linked to or based on the VettaFi Autism Impact Index. Performance is provided on a total-return basis. Correlation is based on monthly data over the trailing 60 month period. Percentage of positive months, standard deviation, value of \$1,000, and Sharpe ratio comparisons are based on monthly data over the trailing 60 month period. The VettaFi Autism Impact Index is the exclusive property of VettaFi, which shall have no liability for any errors or omissions in calculating the Index.