

VADXNAV / VettaFi Developed World ex North America Value Index

Index fact sheet as of April 30, 2026

VADXNAV Facts

Ticker

Price Return: VADXNAV
Total Return: VADXNAV
Net Total Return: VADXNAV

Index Launch

October 28, 2025

Base Value

1,000 on June 17, 2005

Index Currency

USD

Rebalancing Dates

Every 3rd Friday of March, June, September, December

Index Rules

Available at vettafi.com

Portfolio Characteristics

Number of Companies: 500

Company Size by Market Capitalization (millions):

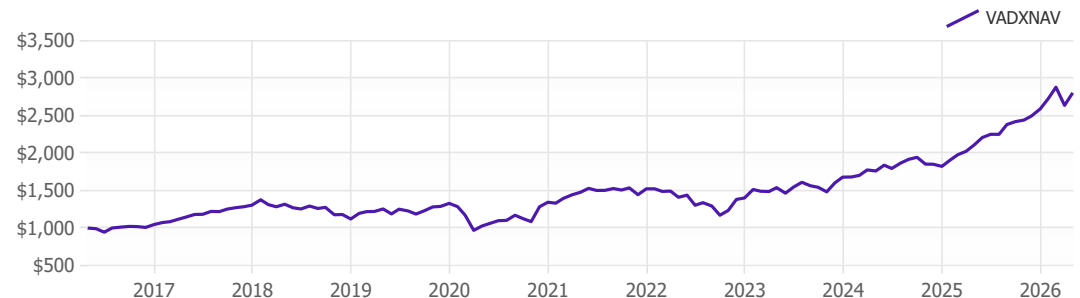
Average: \$36,880
Median: \$18,945
Largest: \$314,837
Smallest: \$6,224

Performance Data

3 Month: 2.7%
6 Month: 14.9%
YTD: 8.2%
1 Year: 32.9%
Annualized 3 Year: 22.1%
Annualized 5 Year: 13.7%
Annualized 10 Year: 10.8%
Standard Deviation: 15.7%
Sharpe Ratio: 0.65

The S-Network International Style Indexes and the VettaFi International Style Indexes are families of indexes designed to measure the performance of portfolios exposed to a Growth or Value Style. The VettaFi Developed World ex North America Value Index represents large-mid capitalization International Developed ex North America stocks that are constituents of VFDXNA and maintain certain characteristics associated with "value" stocks.

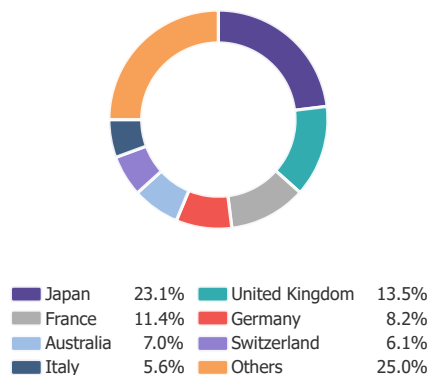
Performance of \$1,000 invested



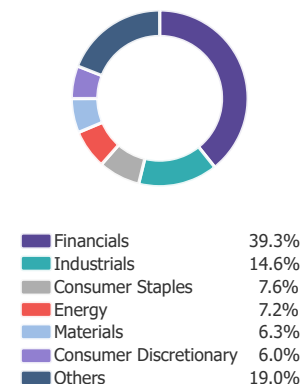
Top Constituents

Company Name	Sector	Ticker	Index Weight
Shell PLC	Energy	SHELL NA	2.5%
TotalEnergies SE	Energy	TTE FP	1.9%
HSBC Holdings PLC	Financials	HSBA LN	1.8%
Banco Santander SA	Financials	SAN SM	1.8%
Toyota Motor Corp.	Consumer Discretionary	7203 JP	1.7%
Nestle SA	Consumer Staples	NESN SW	1.3%
Banco Bilbao Vizcaya Argentaria SA	Financials	BBVA SM	1.2%
Softbank Group Corp.	Financials	9984 JP	1.2%
UniCredit S.p.A.	Financials	UCG IM	1.1%
British American Tobacco PLC	Consumer Staples	BATS LN	1.1%
Total:			15.7%

Country Weightings



Sector Weightings



VettaFi, a data, analytics, and thought leadership company, is transforming financial services from an industry to a community — one relationship at a time. In addition to providing interactive online tools and research, VettaFi offers asset managers an array of indexing and digital distribution solutions to innovate and scale their businesses. With billions in assets benchmarked to its indices — and more than 200 customers globally — asset managers look to VettaFi for benchmarks and best-in-class index solutions.

It is not possible to invest directly in an index. Index performance does not reflect the deduction of any fees or expenses. VettaFi does not sponsor, endorse, sell, or promote any investment product linked to or based on the VettaFi Developed World ex North America Value Index. Performance is provided on a total-return basis. Correlation is based on monthly data over the trailing 120 month period. Percentage of positive months, standard deviation, value of \$1,000, and Sharpe ratio comparisons are based on monthly data over the trailing 120 month period. The VettaFi Developed World ex North America Value Index is the exclusive property of VettaFi, which shall have no liability for any errors or omissions in calculating the Index.