

TVUHC / VettaFi US High Yield Broad Index

Index fact sheet as of April 30, 2026

TVUHC Facts

Ticker

Price Return: TVUHCTOP
Total Return: TVUHCTOT

Index Launch

January 31, 1996

Base Value

100 on December 31, 1985

Index Currency

USD

Rebalancing Dates

Month Ends

Index Rules

Available at vettafi.com

Index Characteristics

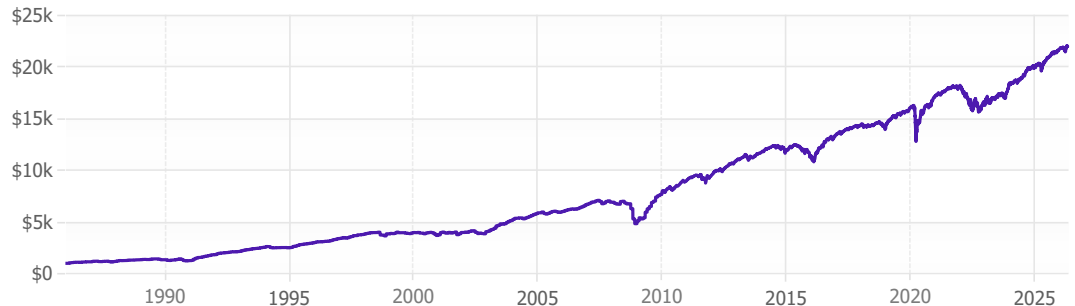
Number of Issues	1,758
Market Value	\$1.23 Trillion
Remaining Term	4.68
Modified Duration	3.68
Yield	7.22%
Benchmark Spread	298.58 bps
Asset Swap Spread	295.55 bps

Performance Data

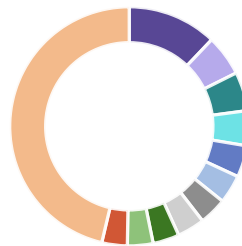
3 Month	0.78%
6 Month	2.51%
Year-to-Date	1.26%
1 Year	9.12%
Annualized 3 Year	8.86%
Annualized 5 Year	4.52%
Annualized 10 Year	6.07%
Since Inception	7.96%

The VettaFi High Yield Broad Index (formerly owned and administered by Credit Suisse) is a market cap weighted benchmark index designed to mirror the investable universe of the US denominated high yield debt market. The index aims to capture the universe of high yield debt denominated in U.S Dollars and issued by the most actively traded names in US credit market.

Performance of \$1,000 invested

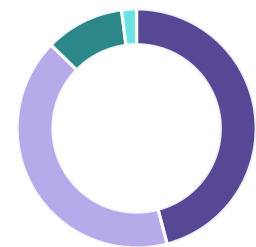


Sector Breakdown



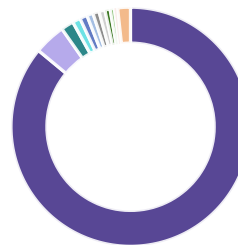
financial services	12.1%	cable/wireless video	5.5%
information	5.3%	other services	4.7%
exploration &	4.3%	other energy	3.9%
medical products	3.7%	Retail	3.7%
diversified media	3.6%	leisure/other	3.5%
building	3.4%	Others	46.3%

Term Breakdown



Years: 0-4 Years	45.9%
Years: 4-7 Years	41.4%
Years: 7-10 Years	10.7%
Years: 10 Plus Years	2.0%

Country Breakdown



United States	86.0%	Canada	4.3%
United Kingdom	1.7%	France	1.1%
Luxembourg	1.0%	Netherlands	0.8%
Australia	0.8%	Israel	0.8%
Ireland	0.7%	Japan	0.6%
Cayman Islands	0.4%	Others	1.7%

VettaFi, a data, analytics, and thought leadership company, is transforming financial services from an industry to a community — one relationship at a time. In addition to providing interactive online tools and research, VettaFi offers asset managers an array of indexing and digital distribution solutions to innovate and scale their businesses. With billions in assets benchmarked to its indices — and more than 200 customers globally — asset managers look to VettaFi for benchmarks and best-in-class index solutions.

It is not possible to invest directly in an index. Index performance does not reflect the deduction of any fees or expenses. VettaFi does not sponsor, endorse, sell, or promote any investment product linked to or based on the VettaFi US High Yield Broad Index. Performance is provided on a total-return basis. The VettaFi US High Yield Broad Index is the exclusive property of VettaFi, which shall have no liability for any errors or omissions in calculating the Index.