

TVGHF / VettaFi Global Fallen Angels Corporate Bond Index

Index fact sheet as of April 30, 2026

TVGHF Facts

Ticker

Price Return: TVGHFTOP
Total Return: TVGHFTOT

Base Value

100 on December 30, 2016

Index Currency

USD

Rebalancing Dates

Month Ends

Index Rules

Available at vettafi.com

Index Characteristics

Number of Issues	272
Market Value	\$173.79 Billion
Remaining Term	11.52
Modified Duration	4.73
Yield	7.16%
Benchmark Spread	316.37 bps
Asset Swap Spread	292.52 bps

Performance Data

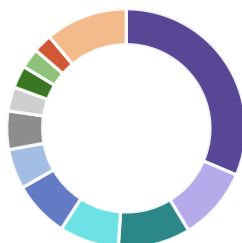
3 Month	1.88%
6 Month	4.18%
Year-to-Date	3.60%
1 Year	13.09%
Annualized 3 Year	10.55%
Annualized 5 Year	4.54%
Annualized 8 Year	7.70%
Since Inception	7.84%

The VettaFi Fallen Angels Corporate Bond Index tracks corporate bonds transitioning from Investment Grade to High Yield status based on composite credit ratings.

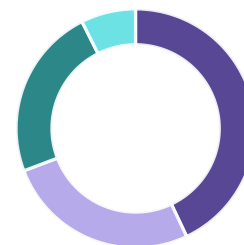
Performance of \$1,000 invested



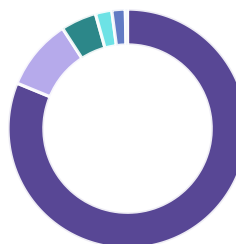
Sector Breakdown



Term Breakdown



Rating Breakdown



VettaFi, a data, analytics, and thought leadership company, is transforming financial services from an industry to a community — one relationship at a time. In addition to providing interactive online tools and research, VettaFi offers asset managers an array of indexing and digital distribution solutions to innovate and scale their businesses. With billions in assets benchmarked to its indices — and more than 200 customers globally — asset managers look to VettaFi for benchmarks and best-in-class index solutions.

It is not possible to invest directly in an index. Index performance does not reflect the deduction of any fees or expenses. VettaFi does not sponsor, endorse, sell, or promote any investment product linked to or based on the VettaFi Global Fallen Angels Corporate Bond Index. Performance is provided on a total-return basis. The VettaFi Global Fallen Angels Corporate Bond Index is the exclusive property of VettaFi, which shall have no liability for any errors or omissions in calculating the Index.