

THNQ / ROBO Global Artificial Intelligence Index

Index fact sheet as of November 29, 2024

THNQ Facts

Ticker

Price Return: THNQ
Net Total Return: THNQTR

Index Launch

August 21, 2018

Base Value

1,000 on August 21, 2018

Index Calculation

Every fifteen (15) seconds

Rebalancing Dates

Every third Friday of March, June, September, and December

Index Rules

Available at vettafi.com

Portfolio Characteristics

Number of Companies: 55
U.S. Companies: 43
Non-U.S. Companies: 12

Company Size by Market Capitalization (millions):

Average: \$317,701
Median: \$57,827
Largest: \$3,385,743
Smallest: \$393

Annualized Return*: 20.87%
Annualized Volatility*: 24.13%
Information Ratio*: 0.87
Trailing P/E: 62.46
Forward P/E: 43.29
Price/Book: 11.94
EV/Sales: 7.28
Dividend Yield: 0.44%

**Annualized performance and volatility are since inception, including back-test results prior to August 21, 2018*

The ROBO Global Artificial Intelligence Index Series' objective is to provide investors with comprehensive, transparent and diversified benchmarks representing the global value chain of Artificial Intelligence technologies.

The Case for THNQ

- INDUSTRY EXPERTS** specializing in robotics, artificial intelligence (AI), and healthcare technologies whose mission is to define and identify the universe of artificial intelligence for investors.
- GLOBAL REVENUES** from the Generative AI market could exceed \$1 Trillion by 2032, with AI infrastructures projected as the largest spend area, as it grows into different markets.
- MULTI-CAP** index providing diversified access to large-, mid- and small-cap companies with minimal overlap with most broad market indices.

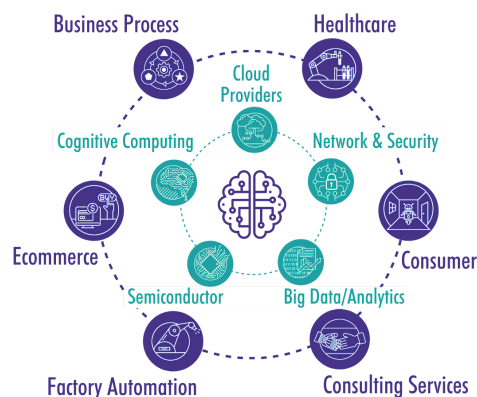
Performance of \$1,000 invested



Performance Data

	3 Month	6 Month	YTD	1 Year	Annualized		
					3 Year	5 Year	10 Year
Net Total Return	12.9%	18.9%	22.8%	32.2%	4.7%	17.3%	21.3%
Price Return	12.8%	18.7%	22.4%	31.7%	4.3%	16.9%	20.8%

ROBO Global Industry Classification



To date, we have identified 11 subsectors of suitable product and technology maturity to the artificial intelligence theme. These subsectors carry high growth and earnings potential. On a regular basis, we screen our database to identify companies that fit into these subsectors, meet a minimum revenue threshold, and satisfy our ESG Policy. Each company is assigned a "Theme Score" based on the company's level of revenues, market and technology leadership, and investments. These scores range from 1-100 with 100 representing significant levels of revenues and leadership. A company must have a minimum Theme Score of 50 to be considered for inclusion in the index.


THNQ / ROBO Global Artificial Intelligence Index

Index fact sheet as of November 29, 2024

Top 10 Constituents

Company Name	Index Weight
SHOPIFY INC	2.68%
NVIDIA CORP.	2.68%
AMBARELLA INC	2.61%
SNOWFLAKE INC	2.54%
CLOUDFLARE INC	2.46%
DATADOG INC	2.44%
CROWDSTRIKE HOLDINGS INC	2.41%
HUBSPOT INC	2.29%
PALO ALTO NETWORKS INC	2.26%
SAMSARA INC	2.23%
TOTAL	24.60%

Market Capitalization

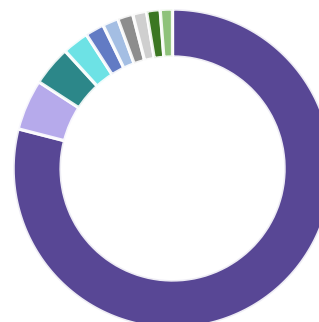


ROBO Global Industry Classification



Semiconductor	21.8%	Network & Security	17.9%
Business Process	12.7%	Cloud Providers	9.8%
Big Data/Analytics	9.6%	Ecommerce	8.2%
Healthcare	8.0%	Consumer	5.3%
Cognitive Computing	3.7%	Factory Automation	3.0%

Country Breakdown



United States	79.0%	Taiwan	5.1%
China	4.1%	Canada	2.7%
Luxembourg	1.9%	Netherlands	1.6%
Israel	1.6%	Germany	1.4%
Uruguay	1.4%	France	1.2%

About VettaFi

VettaFi, a data, analytics, and thought leadership company, is transforming financial services from an industry to a community one relationship at a time. In addition to providing interactive online tools and research, VettaFi offers asset managers an array of indexing and digital distribution solutions to innovate and scale their businesses. With billions in assets benchmarked to its indices and more than 200 customers globally asset managers look to VettaFi for benchmarks and best-in-class index solutions. VettaFi owns and administers the ROBO Global Index Series.

It is not possible to invest directly in an index. Index performance does not reflect the deduction of any fees or expenses. VettaFi does not sponsor, endorse, sell, or promote any investment product linked to or based on the ROBO Global Artificial Intelligence Index. Performance is provided on a total-return basis. Historical performance illustrations in the indices may be based on a back-test calculation. Past performance of an index is not a guarantee of future results. The ROBO Global Artificial Intelligence Index is the exclusive property of VettaFi, which shall have no liability for any errors or omissions in calculating the Index.