

SOLRX / Alerian Global Solar Energy Index

Index fact sheet as of October 31, 2024

SOLRX Facts

Ticker

Price Return: SOLRX
Total Return: SOLRXTR

Index Launch

January 01, 2006

Base Value

1,000 on December 31, 2004

Index Calculation

Every fifteen (15) seconds

Rebalancing Dates

Every 3rd Friday of March, June, September, December

Index Rules

Available at vettafi.com

Portfolio Characteristics

Number of Companies: 55

Company Size by Market Capitalization (millions):

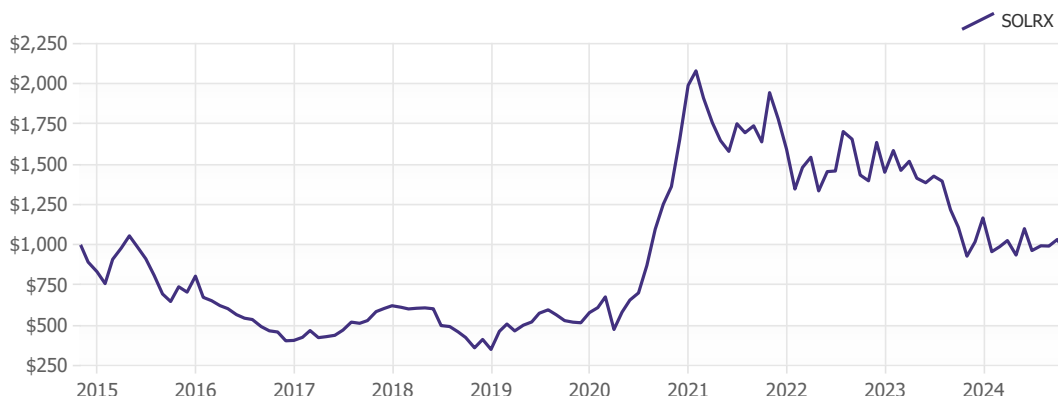
Average: \$1,941
Median: \$827
Largest: \$20,818
Smallest: \$54

Performance Data

3 Month: -4.4%
6 Month: 1.4%
YTD: -18.6%
1 Year: 2.2%
Annualized 3 Year: -21.2%
Annualized 5 Year: 12.8%
Annualized 10 Year: -0.5%
Standard Deviation: 37.6%
Sharpe Ratio: 0.20

Includes companies in three primary sectors: 1) Photovoltaic, Concentrated Solar Power, and Solar Thermal Power; 2) Solar Integrators; and 3) Related Technologies.

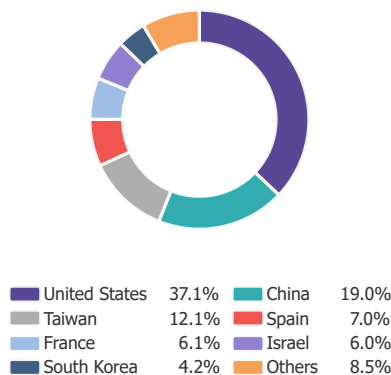
Performance of \$1,000 invested




Top 10 Constituents

Company Name	Sector	Ticker	Index Weight
Nextracker Inc.	Solar	NXT	9.3%
First Solar Inc	Solar	FSLR	8.4%
Voltronic Power Technology Corp.	Solar	6409 TT	8.1%
Enphase Energy Inc	Solar	ENPH	8.0%
GCL Technology Holdings Limited	Solar	3800 HK	7.6%
Neoen SA	Solar	NEOEN FP	5.7%
Sunrun Inc.	Solar	RUN	5.2%
Acciona SA	Solar	ANA SM	5.1%
Xinyi Solar Holdings Ltd.	Solar	968 HK	3.9%
Enlight Renewable Energy Ltd.	Solar	ENLT IT	3.1%
Total:			64.2%

Country Weightings



Sector Weightings



VettaFi, a data, analytics, and thought leadership company, is transforming financial services from an industry to a community — one relationship at a time. In addition to providing interactive online tools and research, VettaFi offers asset managers an array of indexing and digital distribution solutions to innovate and scale their businesses. With billions in assets benchmarked to its indices — and more than 200 customers globally — asset managers look to VettaFi for benchmarks and best-in-class index solutions. VettaFi owns and administers the Alerian Index Series.

It is not possible to invest directly in an index. Index performance does not reflect the deduction of any fees or expenses. VettaFi does not sponsor, endorse, sell, or promote any investment product linked to or based on the Alerian Global Solar Energy Index. Performance is provided on a total-return basis. Correlation is based on monthly data over the trailing 120 month period. Percentage of positive months, standard deviation, value of \$1,000, and Sharpe ratio comparisons are based on monthly data over the trailing 120 month period. The Alerian Global Solar Energy Index is the exclusive property of VettaFi, which shall have no liability for any errors or omissions in calculating the Index.