

# SNUSDX / S-Network US Disruptor Index

Index fact sheet as of October 31, 2024

## SNUSDX Facts

### Ticker

Price Return: SNUSDX  
Total Return: SNUSDXT  
Net Total Return: SNUSDXX

### Index Launch

January 05, 2018

### Base Value

1,000 on December 22, 2014

### Index Calculation

Every fifteen (15) seconds

### Reconstitution Dates

Every 3rd Friday of March, June, September and December

### Rebalancing Dates

Every 3rd Friday of March, June, September and December

### Index Rules

Available at [vettafi.com](http://vettafi.com)

## Portfolio Characteristics

Number of Companies: 116

Company Size by Market Capitalization (millions):

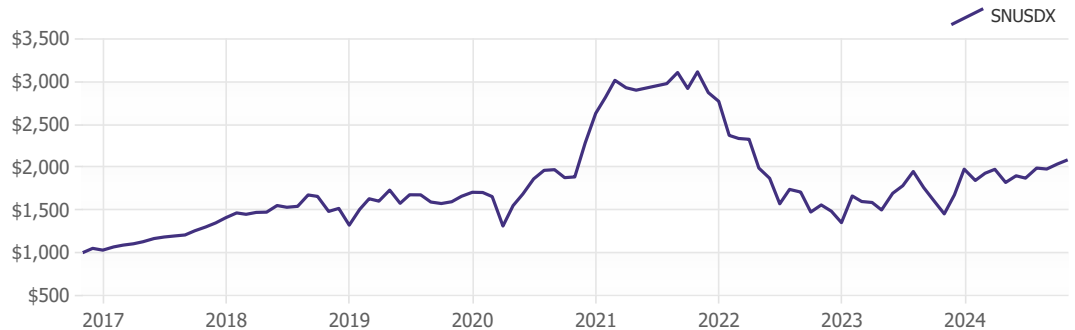
Average: \$2,711  
Median: \$1,979  
Largest: \$11,907  
Smallest: \$87

## Performance Data

3 Month: 4.8%  
6 Month: 14.5%  
YTD: 5.5%  
1 Year: 43.4%  
Annualized 3 Year: -12.5%  
Annualized 5 Year: 5.5%  
Annualized 8 Year: 9.6%  
Standard Deviation: 27.7%  
Sharpe Ratio: 0.38

The S-Network US Disruptor Index is an index of small to mid-cap stocks listed on US stock exchanges that are materially engaged in the field of disruptive technologies, including artificial intelligence, cybersecurity, financial technology, internet of things, and robotics. The index includes both companies that provide disruptive technologies and companies that use disruptive technologies.

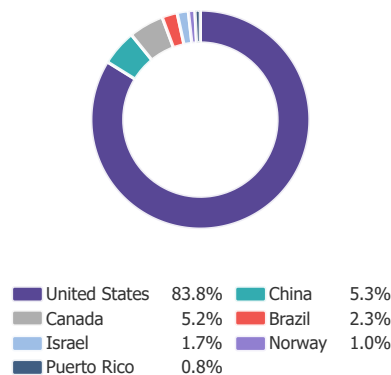
## Performance of \$1,000 invested



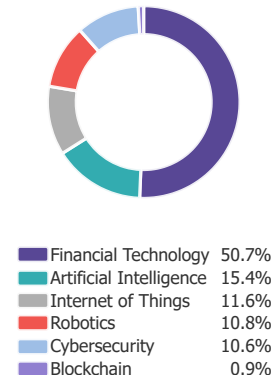
## Top 10 Constituents

Company Name	Sector	Ticker	Index Weight
Lexinfintech Hldgs Ltd	Financial Technology	LX	1.5%
Sofi Technologies Inc	Financial Technology	SOFI	1.2%
Symbotic Inc	Robotics	SYM	1.1%
Lending Club Corporation	Financial Technology	LC	1.1%
Lemonade Inc	Financial Technology	LMND	1.1%
Riot Platforms Inc	Financial Technology	RIOT	1.0%
Innodata Inc	Artificial Intelligence	INOD	1.0%
Upstart Holdings Inc	Financial Technology	UPST	1.0%
Qudian Inc	Financial Technology	QD	1.0%
Ncino Inc.	Financial Technology	NCNO	1.0%
<b>Total:</b>			<b>11.0%</b>

## Country Weightings



## Sector Weightings



VettaFi, a data, analytics, and thought leadership company, is transforming financial services from an industry to a community — one relationship at a time. In addition to providing interactive online tools and research, VettaFi offers asset managers an array of indexing and digital distribution solutions to innovate and scale their businesses. With billions in assets benchmarked to its indices — and more than 200 customers globally — asset managers look to VettaFi for benchmarks and best-in-class index solutions. VettaFi owns and administers S-Network Global indexes.

It is not possible to invest directly in an index. Index performance does not reflect the deduction of any fees or expenses. VettaFi does not sponsor, endorse, sell, or promote any investment product linked to or based on the S-Network US Disruptor Index. Performance is provided on a total-return basis. Correlation is based on monthly data over the trailing 96 month period. Percentage of positive months, standard deviation, value of \$1,000, and Sharpe ratio comparisons are based on monthly data over the trailing 96 month period. The S-Network US Disruptor Index is the exclusive property of VettaFi, which shall have no liability for any errors or omissions in calculating the Index.