

SNRL200 / VettaFi US Equity Large-Cap 200 Index

Index fact sheet as of October 31, 2024

SNRL200 Facts

Ticker

Price Return: SNRL200
Total Return: SNRL200T
Net Total Return: SNRL200N

Index Launch

January 29, 2018

Base Value

1,000 on December 17, 1999

Index Calculation

Every fifteen (15) seconds

Reconstitution Dates

Every 3rd Friday of June and December

Rebalancing Dates

Every 3rd Friday of March, June, September and December

Index Rules

Available at vettafi.com

Portfolio Characteristics

Number of Companies: 200

Company Size by Market Capitalization (millions):

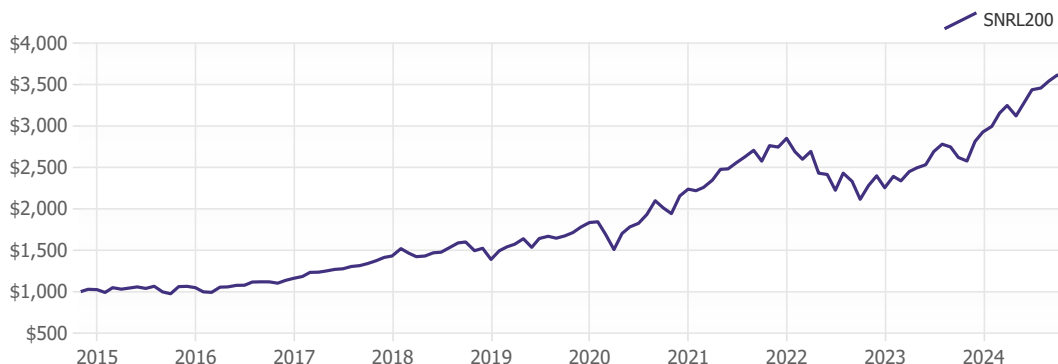
Average: \$209,070
Median: \$92,795
Largest: \$3,434,767
Smallest: \$20,896

Performance Data

3 Month: 3.6%
6 Month: 14.8%
YTD: 22.4%
1 Year: 39.1%
Annualized 3 Year: 9.0%
Annualized 5 Year: 15.9%
Annualized 10 Year: 13.6%
Standard Deviation: 15.3%
Sharpe Ratio: 0.84

The VettaFi US Benchmark Indexes are a family of benchmark indexes designed to provide accurate coverage to segments of publicly listed US stocks that together represent over 98% of the market capitalization of the US market. The VettaFi US Equity Large-Cap 200 Index represents the 200 largest US stocks.


Performance of \$1,000 invested



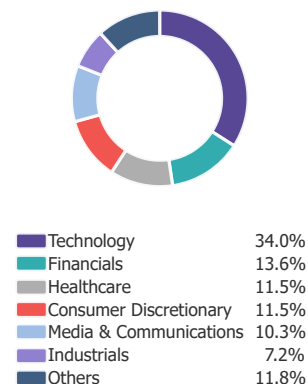
Top 10 Constituents

Company Name	Sector	Ticker	Index Weight
Apple Inc.	Technology	AAPL	8.3%
NVIDIA Corp.	Technology	NVDA	7.6%
Microsoft Corp.	Technology	MSFT	7.2%
Alphabet Inc.	Media & Communications	GOOGL	4.6%
Amazon.com Inc.	Consumer Discretionary	AMZN	4.2%
Meta Platforms Inc	Media & Communications	META	3.0%
Berkshire Hathaway Inc.	Financials	BRK/B	2.0%
Broadcom Inc	Technology	AVGO	1.9%
Eli Lilly & Co.	Healthcare	LLY	1.7%
Tesla Inc	Consumer Discretionary	TSLA	1.7%
Total:			42.3%

Market Capitalization



Sector Weightings



VettaFi, a data, analytics, and thought leadership company, is transforming financial services from an industry to a community — one relationship at a time. In addition to providing interactive online tools and research, VettaFi offers asset managers an array of indexing and digital distribution solutions to innovate and scale their businesses. With billions in assets benchmarked to its indices — and more than 200 customers globally — asset managers look to VettaFi for benchmarks and best-in-class index solutions.

It is not possible to invest directly in an index. Index performance does not reflect the deduction of any fees or expenses. VettaFi does not sponsor, endorse, sell, or promote any investment product linked to or based on the VettaFi US Equity Large-Cap 200 Index. Performance is provided on a total-return basis. Correlation is based on monthly data over the trailing 120 month period. Percentage of positive months, standard deviation, value of \$1,000, and Sharpe ratio comparisons are based on monthly data over the trailing 120 month period. The VettaFi US Equity Large-Cap 200 Index is the exclusive property of VettaFi, which shall have no liability for any errors or omissions in calculating the Index.