

SNOGCFX / Alerian Oil, Gas & Consumable Fuels Index

Index fact sheet as of October 31, 2024

SNOGCFX Facts

Ticker

Price Return: SNOGCFX
Total Return: SNOGCFXT
Net Total Return: SNOGCFXN

Index Launch

May 11, 2020

Base Value

1,000 on December 17, 1999

Index Calculation

Every fifteen (15) seconds

Reconstitution Dates

Every 3rd Friday of March and September

Rebalancing Dates

Every 3rd Friday of March, June, September and December

Index Rules

Available at vettafi.com

Portfolio Characteristics

Number of Companies: 90

Company Size by Market Capitalization (millions):

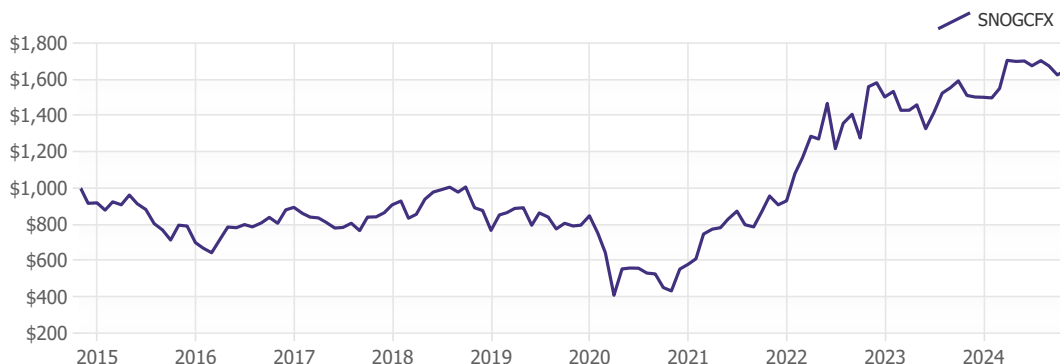
Average: \$20,395
Median: \$3,107
Largest: \$518,833
Smallest: \$104

Performance Data

3 Month: -3.2%
6 Month: -3.0%
YTD: 9.8%
1 Year: 9.1%
Annualized 3 Year: 19.8%
Annualized 5 Year: 15.8%
Annualized 10 Year: 5.1%
Standard Deviation: 30.3%
Sharpe Ratio: 0.31

The Alerian Industry and Sub-Industry Index Family are indexes that measure the performance of select individual US Energy Industries and Sub-industries. The Alerian Integrated Oil & Gas Index represents the oil, gas & consumable fuels sub-industry.

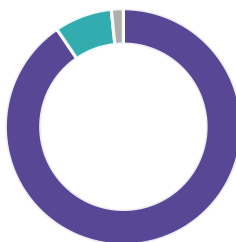
Performance of \$1,000 invested



Top 10 Constituents

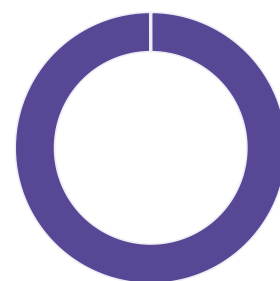
Company Name	Sector	Ticker	Index Weight
Exxon Mobil Corp.	Energy	XOM	19.9%
Chevron Corp.	Energy	CVX	17.1%
ConocoPhillips Co.	Energy	COP	8.0%
EOG Resources Inc.	Energy	EOG	4.3%
The Williams Companies Inc.	Energy	WMB	4.0%
ONEOK Inc.	Energy	OKE	3.5%
Diamondback Energy Inc	Energy	FANG	3.3%
Phillips 66	Energy	PSX	3.2%
Marathon Petroleum Corp.	Energy	MPC	3.1%
Kinder Morgan Inc.	Energy	KMI	3.0%
Total:			69.4%

Market Capitalization



Large-Cap 90.5%
Mid-Cap 7.9%
Small-Cap 1.6%

Sector Weightings



Energy 100.0%

VettaFi, a data, analytics, and thought leadership company, is transforming financial services from an industry to a community — one relationship at a time. In addition to providing interactive online tools and research, VettaFi offers asset managers an array of indexing and digital distribution solutions to innovate and scale their businesses. With billions in assets benchmarked to its indices — and more than 200 customers globally — asset managers look to VettaFi for benchmarks and best-in-class index solutions. VettaFi owns and administers the Alerian Index Series.

It is not possible to invest directly in an index. Index performance does not reflect the deduction of any fees or expenses. VettaFi does not sponsor, endorse, sell, or promote any investment product linked to or based on the Alerian Oil, Gas & Consumable Fuels Index. Performance is provided on a total-return basis. Correlation is based on monthly data over the trailing 120 month period. Percentage of positive months, standard deviation, value of \$1,000, and Sharpe ratio comparisons are based on monthly data over the trailing 120 month period. The Alerian Oil, Gas & Consumable Fuels Index is the exclusive property of VettaFi, which shall have no liability for any errors or omissions in calculating the Index.