

SNNADX / S-Network North American Disruptor Index

Index fact sheet as of October 31, 2024

SNNADX Facts

Ticker

Price Return: SNNADX
Total Return: SNNADXT

Index Launch

January 30, 2018

Base Value

1,000 on January 30, 2018

Index Calculation

Every fifteen (15) seconds

Reconstitution Dates

Every 3rd Friday of March, June, September and December

Rebalancing Dates

Every 3rd Friday of March, June, September and December

Index Rules

Available at vettafi.com

Portfolio Characteristics

Number of Companies: 164

Company Size by Market Capitalization (millions):

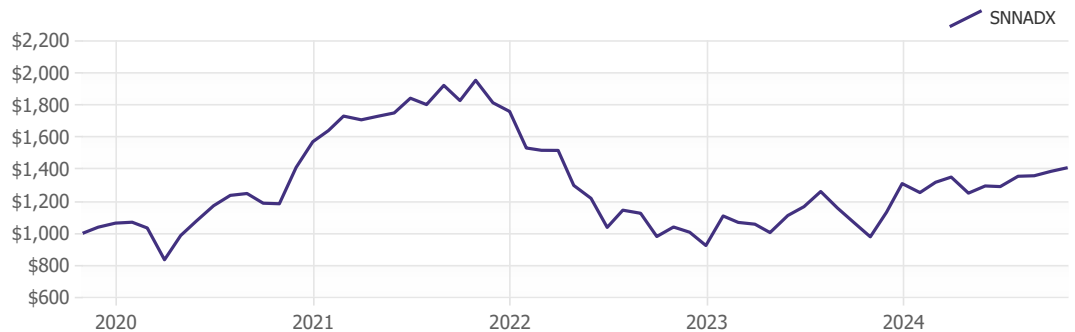
Average: \$7,775
Median: \$3,322
Largest: \$48,954
Smallest: \$71

Performance Data

3 Month: 3.9%
6 Month: 12.7%
YTD: 7.6%
1 Year: 44.0%
Annualized 3 Year: -10.3%
Annualized 5 Year: 7.1%
Standard Deviation: 29.1%
Sharpe Ratio: 0.29

The S-Network North American Disruptor Index is an index of small to mid-cap stocks listed on North American stock exchanges that are materially engaged in the field of disruptive technologies, including artificial intelligence, blockchain, cybersecurity, financial technology, internet of things and robotics. The index includes both companies that provide disruptive technologies and companies that use disruptive technologies.

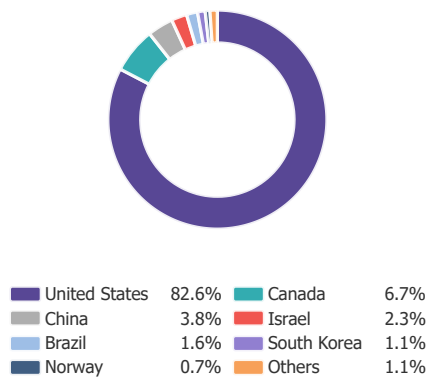
Performance of \$1,000 invested



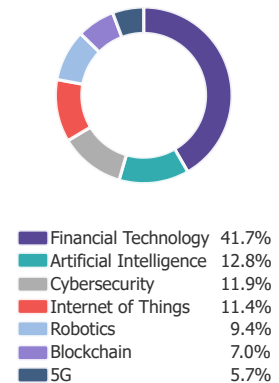
Top 10 Constituents

Company Name	Sector	Ticker	Index Weight
Lexinfintech Hldgs Ltd	Financial Technology	LX	1.1%
Microstrategy Incorporated	Blockchain	MSTR	1.0%
LPL Financial Holdings Inc.	Financial Technology	LPLA	0.8%
Symbotic Inc	Robotics	SYM	0.8%
Lending Club Corporation	Financial Technology	LC	0.8%
Lemonade Inc	Financial Technology	LMND	0.8%
Propel Holdings Inc	Financial Technology	PRL CN	0.8%
Riot Platforms Inc	Blockchain	RIOT	0.7%
Innodata Inc	Artificial Intelligence	INOD	0.7%
Upstart Holdings Inc	Financial Technology	UPST	0.7%
Total:			8.1%

Country Weightings



Sector Weightings



VettaFi, a data, analytics, and thought leadership company, is transforming financial services from an industry to a community — one relationship at a time. In addition to providing interactive online tools and research, VettaFi offers asset managers an array of indexing and digital distribution solutions to innovate and scale their businesses. With billions in assets benchmarked to its indices — and more than 200 customers globally — asset managers look to VettaFi for benchmarks and best-in-class index solutions. VettaFi owns and administers S-Network Global indexes.

It is not possible to invest directly in an index. Index performance does not reflect the deduction of any fees or expenses. VettaFi does not sponsor, endorse, sell, or promote any investment product linked to or based on the S-Network North American Disruptor Index. Performance is provided on a total-return basis. Correlation is based on monthly data over the trailing 60 month period. Percentage of positive months, standard deviation, value of \$1,000, and Sharpe ratio comparisons are based on monthly data over the trailing 60 month period. The S-Network North American Disruptor Index is the exclusive property of VettaFi, which shall have no liability for any errors or omissions in calculating the Index.