

SNDWLD / S-Network Developed World 1500 Index

Index fact sheet as of October 31, 2024

SNDWLD Facts

Ticker

Price Return: SNDWLD
Total Return: SNDWLDLT
Net Total Return: SNDWLDLN

Index Launch

November 14, 2018

Base Value

1,000 on December 17, 1999

Index Calculation

Every fifteen (15) seconds

Reconstitution Dates

Every 3rd Friday of June and December

Rebalancing Dates

Every 3rd Friday of March, June, September and December

Index Rules

Available at vettafi.com

Portfolio Characteristics

Number of Companies: 1,497

Company Size by Market Capitalization (millions):

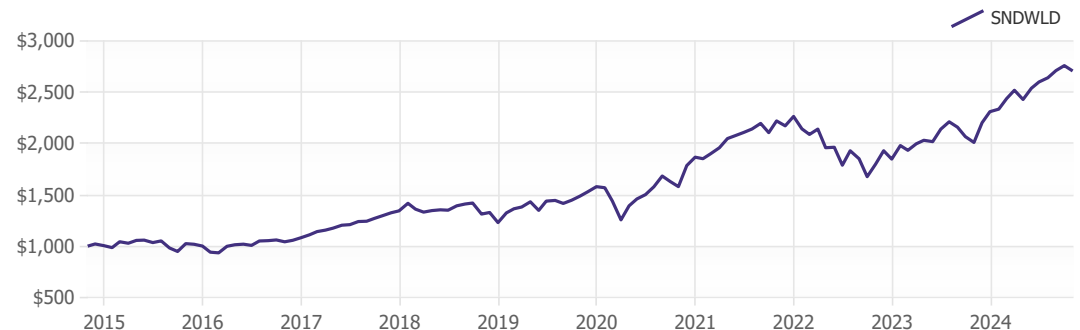
Average: \$50,958
Median: \$19,485
Largest: \$3,434,767
Smallest: \$1,000

Performance Data

3 Month: 2.5%
6 Month: 11.4%
YTD: 17.2%
1 Year: 34.6%
Annualized 3 Year: 6.8%
Annualized 5 Year: 12.7%
Annualized 10 Year: 10.5%
Standard Deviation: 15.0%
Sharpe Ratio: 0.68

The S-Network Global and World Benchmark Index Families are index families designed to provide accurate coverage of global and world markets. The Global family includes composites of US, Developed International, and Emerging Liquid Indexes and the World family includes composites of US and Developed International Indexes. The S-Network Developed World 1500 Index is a composite of SN500, SNE500, and SNP500.

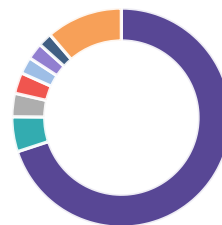
Performance of \$1,000 invested



Top 10 Constituents

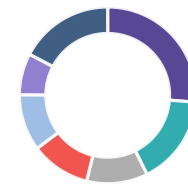
Company Name	Sector	Ticker	Index Weight
Apple Inc.	Technology	AAPL	4.9%
NVIDIA Corp.	Technology	NVDA	4.5%
Microsoft Corp.	Technology	MSFT	4.3%
Alphabet Inc.	Media & Communications	GOOGL	2.7%
Amazon.com Inc.	Consumer Discretionary	AMZN	2.5%
Meta Platforms Inc	Media & Communications	META	1.8%
Berkshire Hathaway Inc.	Financials	BRK/B	1.2%
Broadcom Inc	Technology	AVGO	1.1%
Taiwan Semiconductor Manufacturing Co.	Technology	2330 TT	1.1%
Eli Lilly & Co.	Healthcare	LLY	1.0%
Total:			25.0%

Country Weightings



United States	70.0%	Japan	5.2%
United Kingdom	3.5%	Canada	3.1%
France	2.5%	Switzerland	2.5%
Germany	2.0%	Others	11.3%

Sector Weightings



Technology	26.3%
Financials	16.4%
Industrials	11.2%
Healthcare	10.9%
Consumer Discretionary	10.4%
Media & Communications	7.6%
Others	17.3%

VettaFi, a data, analytics, and thought leadership company, is transforming financial services from an industry to a community — one relationship at a time. In addition to providing interactive online tools and research, VettaFi offers asset managers an array of indexing and digital distribution solutions to innovate and scale their businesses. With billions in assets benchmarked to its indices — and more than 200 customers globally — asset managers look to VettaFi for benchmarks and best-in-class index solutions. VettaFi owns and administers S-Network Global indexes.

It is not possible to invest directly in an index. Index performance does not reflect the deduction of any fees or expenses. VettaFi does not sponsor, endorse, sell, or promote any investment product linked to or based on the S-Network Developed World 1500 Index. Performance is provided on a total-return basis. Correlation is based on monthly data over the trailing 120 month period. Percentage of positive months, standard deviation, value of \$1,000, and Sharpe ratio comparisons are based on monthly data over the trailing 120 month period. The S-Network Developed World 1500 Index is the exclusive property of VettaFi, which shall have no liability for any errors or omissions in calculating the Index.