

# SN1000 / S-Network US Equity Large/Mid-Cap 1000 Index

Index fact sheet as of December 31, 2024

## SN1000 Facts

### Ticker

Price Return: SN1000  
Total Return: SN1000T  
Net Total Return: SN1000N

### Index Launch

June 22, 2015

### Base Value

1,000 on December 17, 1999

### Reconstitution Dates

Every 3rd Friday of June and December

### Rebalancing Dates

Every 3rd Friday of March, June, September and December

### Index Rules

Available at [vettafi.com](http://vettafi.com)

## Portfolio Characteristics

Number of Companies: 999

Company Size by Market Capitalization (millions):

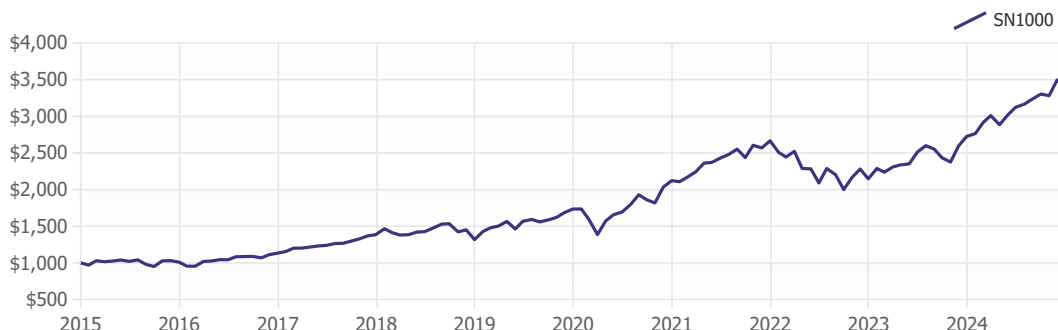
Average: \$55,142  
Median: \$13,336  
Largest: \$3,785,304  
Smallest: \$2,256

## Performance Data

3 Month: 2.9%  
6 Month: 8.9%  
YTD: 24.9%  
1 Year: 24.9%  
Annualized 3 Year: 8.4%  
Annualized 5 Year: 14.4%  
Annualized 10 Year: 13.0%  
Standard Deviation: 15.8%  
Sharpe Ratio: 0.80

The VettaFi US Benchmark Indexes are a family of benchmark indexes designed to provide accurate coverage to segments of publicly listed US stocks that together represent over 98% of the market capitalization of the US market. The S-Network US Equity Large/Mid-Cap 1000 Index represents the 1000 largest US stocks exclude REITS.

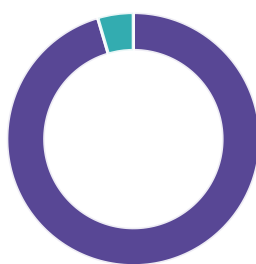
## Performance of \$1,000 invested



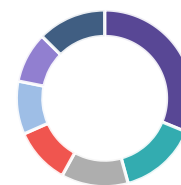
## Top 10 Constituents

Company Name	Sector	Ticker	Index Weight
Apple Inc.	Technology	AAPL	7.0%
NVIDIA Corp.	Technology	NVDA	5.9%
Microsoft Corp.	Technology	MSFT	5.8%
Alphabet Inc.	Media & Communications	GOOGL	3.9%
Amazon.com Inc.	Consumer Discretionary	AMZN	3.8%
Meta Platforms Inc	Media & Communications	META	2.4%
Tesla Inc	Consumer Discretionary	TSLA	2.1%
Broadcom Inc	Technology	AVGO	2.0%
Berkshire Hathaway Inc.	Financials	BRK/B	1.5%
JPMorgan Chase & Co.	Financials	JPM	1.3%
<b>Total:</b>			<b>35.6%</b>

## Market Capitalization



## Sector Weightings



Technology	31.2%
Financials	14.5%
Consumer Discretionary	12.3%
Healthcare	10.4%
Industrials	9.8%
Media & Communications	9.3%
Others	12.6%

VettaFi, a data, analytics, and thought leadership company, is transforming financial services from an industry to a community — one relationship at a time. In addition to providing interactive online tools and research, VettaFi offers asset managers an array of indexing and digital distribution solutions to innovate and scale their businesses. With billions in assets benchmarked to its indices — and more than 200 customers globally — asset managers look to VettaFi for benchmarks and best-in-class index solutions. VettaFi owns and administers S-Network Global indexes.

It is not possible to invest directly in an index. Index performance does not reflect the deduction of any fees or expenses. VettaFi does not sponsor, endorse, sell, or promote any investment product linked to or based on the S-Network US Equity Large/Mid-Cap 1000 Index. Performance is provided on a total-return basis. Correlation is based on monthly data over the trailing 120 month period. Percentage of positive months, standard deviation, value of \$1,000, and Sharpe ratio comparisons are based on monthly data over the trailing 120 month period. The S-Network US Equity Large/Mid-Cap 1000 Index is the exclusive property of VettaFi, which shall have no liability for any errors or omissions in calculating the Index.