

SMRFX / Nautilus SMR, Nuclear & Technology Index

Index fact sheet as of December 31, 2025

SMRFX Facts

Ticker

Price Return: SMRFX

Total Return: SMRFX-T

Net Total Return: SMRFX-N

Index Launch

January 08, 2026

Base Value

1,000 on June 16, 2023

Index Currency

USD

Index Calculation

Every fifteen (15) seconds

Rebalancing Dates

Every 3rd Friday of January, February, March, April, May, June, July, August, September, October, November, December

Index Rules

Available at vettafi.com

Portfolio Characteristics

Number of Companies: 70

Company Size by Market Capitalization (millions):

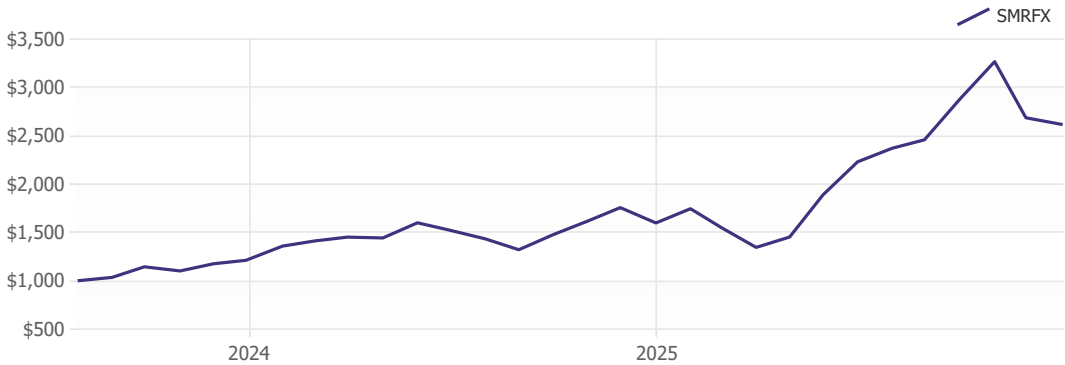
Average: \$76,214
Median: \$17,867
Largest: \$1,576,127
Smallest: \$175

Performance Data

3 Month: -9.2%
6 Month: 17.3%
YTD: 63.6%
1 Year: 63.6%
Standard Deviation: 35.7%
Sharpe Ratio: 1.20

The Nautilus SMR, Nuclear & Technology Index is an index of companies involved in developing, operating, and enabling small modular reactors and nuclear energy as well as the leading companies in the artificial intelligence industry.

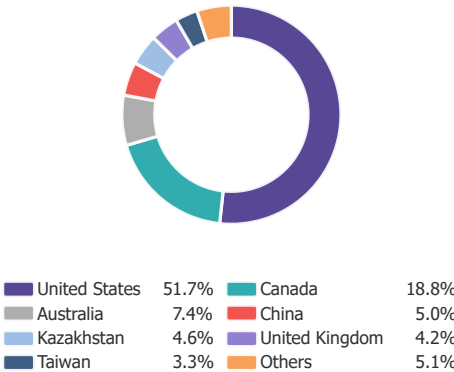
Performance of \$1,000 invested



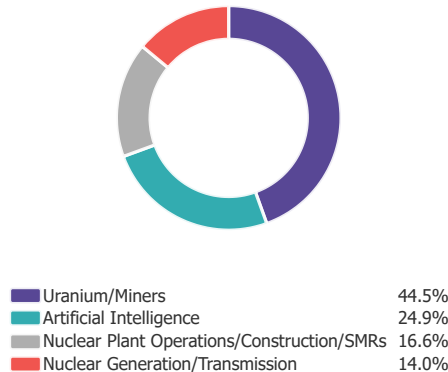
Top Constituents

Company Name	Sector	Ticker	Index Weight
CGN Power Co Ltd	Nuclear Generation/Transmission	1816 HK	5.0%
Nexgen Energy Ltd	Uranium/Miners	NXE	4.8%
Cameco Corporation	Uranium/Miners	CCJ	4.7%
BWX Technologies Inc.	Nuclear Plant Operations/Construction/SMRs	BWXT	4.6%
Kazatomprom JSC National Atomic Co.	Uranium/Miners	KAP LN	4.6%
Constellation Energy Corp.	Nuclear Generation/Transmission	CEG	4.6%
Energy Fuels Inc.	Uranium/Miners	UUUU	4.5%
Centrus Energy Corp.	Uranium/Miners	LEU	4.4%
Uranium Energy Corp.	Uranium/Miners	UEC	4.1%
Oklo Inc.	Nuclear Plant Operations/Construction/SMRs	OKLO	3.4%
Total:			44.6%

Country Weightings



Sector Weightings



VettaFi, a data, analytics, and thought leadership company, is transforming financial services from an industry to a community — one relationship at a time. In addition to providing interactive online tools and research, VettaFi offers asset managers an array of indexing and digital distribution solutions to innovate and scale their businesses. With billions in assets benchmarked to its indices — and more than 200 customers globally — asset managers look to VettaFi for benchmarks and best-in-class index solutions.

It is not possible to invest directly in an index. Index performance does not reflect the deduction of any fees or expenses. VettaFi does not sponsor, endorse, sell, or promote any investment product linked to or based on the Nautilus SMR, Nuclear & Technology Index. Performance is provided on a total-return basis. Correlation is based on monthly data over the trailing 30 month period. Percentage of positive months, standard deviation, value of \$1,000, and Sharpe ratio comparisons are based on monthly data over the trailing 30 month period. The Nautilus SMR, Nuclear & Technology Index is the exclusive property of VettaFi, which shall have no liability for any errors or omissions in calculating the Index.