

PHARMA10 / Pharma Top10 iNDEX

Index fact sheet as of September 30, 2025

PHARMA10 Facts

Ticker

Price Return: PHARMA10

Index Launch

December 17, 2024

Base Value

on December 29, 2016

Rebalancing Dates

Every 3rd Friday of March, June, September, December

Index Rules

Available at vettafi.com

Portfolio Characteristics

Number of Companies: 10

Company Size by Market Capitalization (millions):

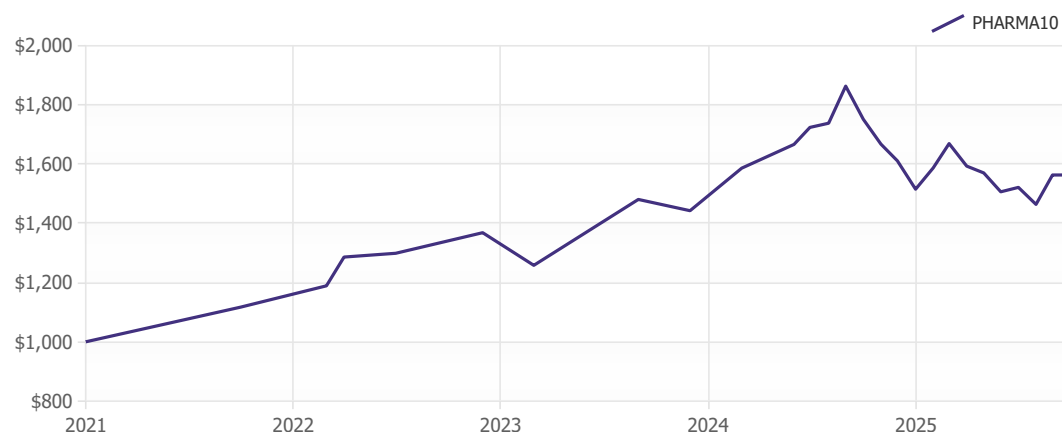
Average: \$267,761
Median: \$221,538
Largest: \$722,147
Smallest: \$91,798

Performance Data

3 Month: 2.8%
6 Month: -1.9%
YTD: 3.2%
1 Year: -10.7%
Annualized 5 Year: 10.0%
Standard Deviation: 15.8%
Sharpe Ratio: 0.16

The index is designed to measure the performance of top 10 Pharmaceuticals companies

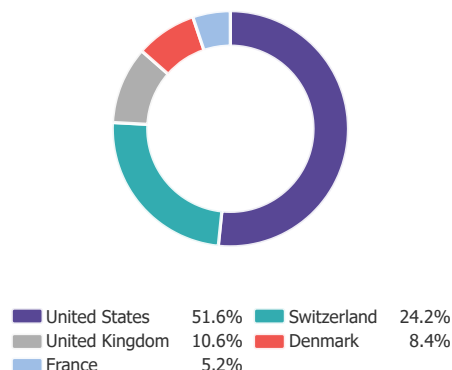
Performance of \$1,000 invested




Top 10 Constituents

Company Name	Sector	Ticker	Index Weight
Johnson & Johnson	Healthcare	JNJ	15.7%
Eli Lilly & Co.	Healthcare	LLY	15.6%
Roche Holding AG	Healthcare	ROG SW	12.1%
Novartis AG	Healthcare	NOVN SW	12.1%
AstraZeneca PLC	Healthcare	AZN LN	10.6%
Merck & Co. Inc	Healthcare	MRK	9.5%
Novo Nordisk A/S	Healthcare	NOVOB DC	8.4%
Pfizer Inc.	Healthcare	PFE	6.6%
Sanofi SA	Healthcare	SAN FP	5.2%
Bristol-Myers Squibb Company	Healthcare	BMJ	4.2%
Total:			100.0%

Country Weightings



Sector Weightings



VettaFi, a data, analytics, and thought leadership company, is transforming financial services from an industry to a community — one relationship at a time. In addition to providing interactive online tools and research, VettaFi offers asset managers an array of indexing and digital distribution solutions to innovate and scale their businesses. With billions in assets benchmarked to its indices — and more than 200 customers globally — asset managers look to VettaFi for benchmarks and best-in-class index solutions.

It is not possible to invest directly in an index. Index performance does not reflect the deduction of any fees or expenses. VettaFi does not sponsor, endorse, sell, or promote any investment product linked to or based on the Pharma Top10 iNDEX. Performance is provided on a total-return basis. Correlation is based on monthly data over the trailing 60 month period. Percentage of positive months, standard deviation, value of \$1,000, and Sharpe ratio comparisons are based on monthly data over the trailing 60 month period. The Pharma Top10 iNDEX is the exclusive property of VettaFi, which shall have no liability for any errors or omissions in calculating the Index.