

NVDRP / VettaFi US Innovation 100 Bitcoin DRIP Index

Index fact sheet as of June 30, 2026

NVDRP Facts

Ticker
Total Return: NVDRP

Index Launch
July 01, 2026

Base Value
1,000 on April 02, 2018

Index Currency
USD

Rebalancing Dates
Every 3rd Friday of March, June, September, December

Index Rules
Available at vettafi.com

Portfolio Characteristics

Number of Companies: 101

Company Size by Market Capitalization (millions):

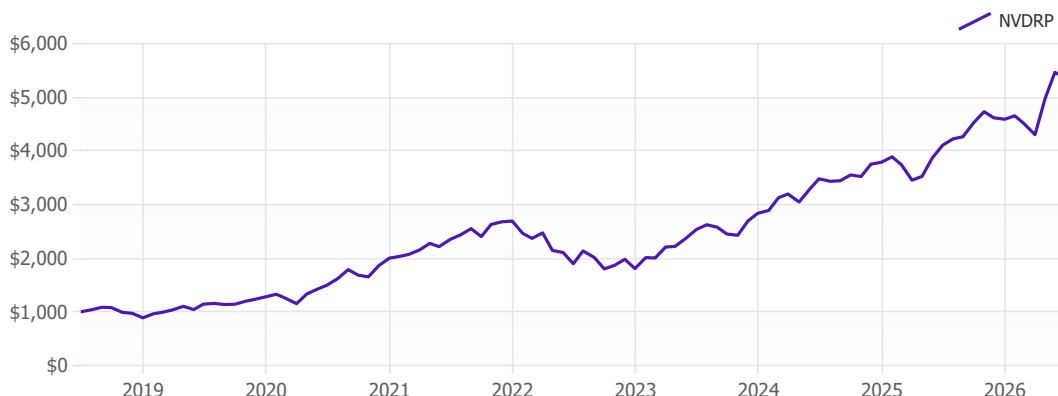
Average: \$390,957
Median: \$89,615
Largest: \$4,842,178
Smallest: \$28,757

Performance Data

3 Month: 24.5%
6 Month: 16.7%
YTD: 16.7%
1 Year: 30.4%
Annualized 3 Year: 28.3%
Annualized 5 Year: 17.9%
Annualized 8 Year: 23.3%
Standard Deviation: 21.0%
Sharpe Ratio: 1.03

The VettaFi Bitcoin DRIP Index Family is a suite of indexes that enhance traditional market indexes with a Bitcoin exposure that is maintained by systematically reinvesting dividends into the cryptocurrency.


Performance of \$1,000 invested



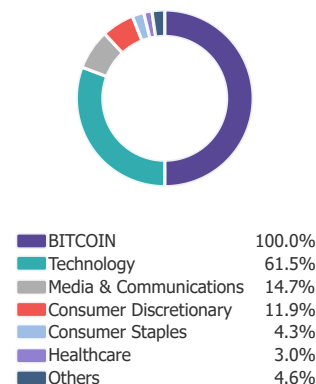
Top Constituents

Company Name	Sector	Ticker	Index Weight
BITCOIN	BITCOIN	BITCOIN	100.0%
NVIDIA Corp.	Technology	NVDA	10.0%
Apple Inc.	Technology	AAPL	9.2%
Alphabet Inc.	Media & Communications	GOOGL	8.4%
Microsoft Corp.	Technology	MSFT	5.9%
Amazon.com Inc.	Consumer Discretionary	AMZN	5.0%
Broadcom Inc	Technology	AVGO	4.7%
Micron Technology Inc.	Technology	MU	4.3%
Meta Platforms Inc	Media & Communications	META	4.1%
Tesla Inc	Consumer Discretionary	TSLA	4.0%
Total:			155.6%

Market Capitalization



Sector Weightings



VettaFi, a data, analytics, and thought leadership company, is transforming financial services from an industry to a community — one relationship at a time. In addition to providing interactive online tools and research, VettaFi offers asset managers an array of indexing and digital distribution solutions to innovate and scale their businesses. With billions in assets benchmarked to its indices — and more than 200 customers globally — asset managers look to VettaFi for benchmarks and best-in-class index solutions.

It is not possible to invest directly in an index. Index performance does not reflect the deduction of any fees or expenses. VettaFi does not sponsor, endorse, sell, or promote any investment product linked to or based on the VettaFi US Innovation 100 Bitcoin DRIP Index. Performance is provided on a total-return basis. Correlation is based on monthly data over the trailing 96 month period. Percentage of positive months, standard deviation, value of \$1,000, and Sharpe ratio comparisons are based on monthly data over the trailing 96 month period. The VettaFi US Innovation 100 Bitcoin DRIP Index is the exclusive property of VettaFi, which shall have no liability for any errors or omissions in calculating the Index.