

# LANDX / Alerian Disruptive Technology Real Estate Index

Index fact sheet as of April 30, 2026

## LANDX Facts

### Ticker

Price Return: LANDX  
Total Return: LANDXT  
Net Total Return: LANDXN

### Index Launch

November 19, 2021

### Base Value

1,000 on October 19, 2018

### Index Currency

USD

### Index Calculation

Every fifteen (15) seconds

### Reconstitution Dates

Every 3rd Friday of January, April, July and October

### Rebalancing Dates

Every 3rd Friday of January, April, July and October

### Index Rules

Available at [vetafi.com](http://vetafi.com)

## Portfolio Characteristics

Number of Companies: 31

Company Size by Market Capitalization (millions):

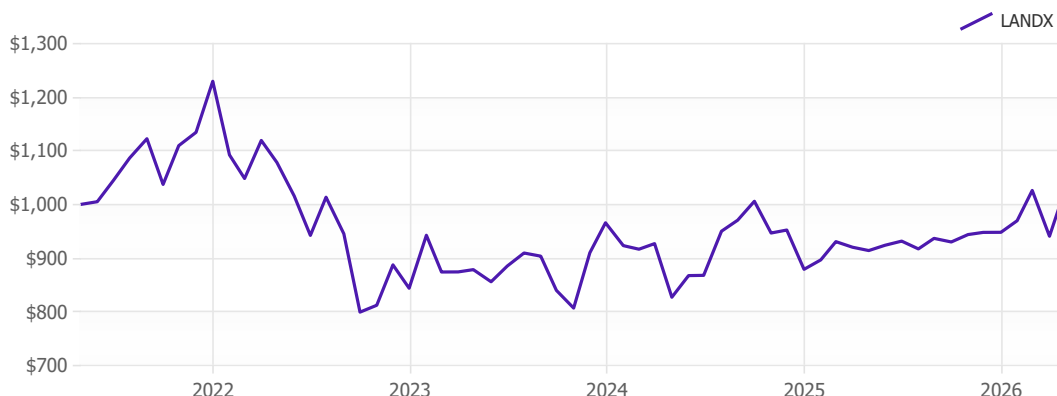
Average: \$19,047  
Median: \$6,034  
Largest: \$132,016  
Smallest: \$1,689

## Performance Data

3 Month: 6.3%  
6 Month: 9.3%  
YTD: 8.8%  
1 Year: 12.8%  
Annualized 3 Year: 5.5%  
Annualized 5 Year: 0.6%  
Standard Deviation: 20.3%  
Sharpe Ratio: -0.01

Focused on stocks listed on major global recognized exchanges that own and lease real estate that support wired communication, wireless communication, data infrastructure, warehouses and fulfillment centers.

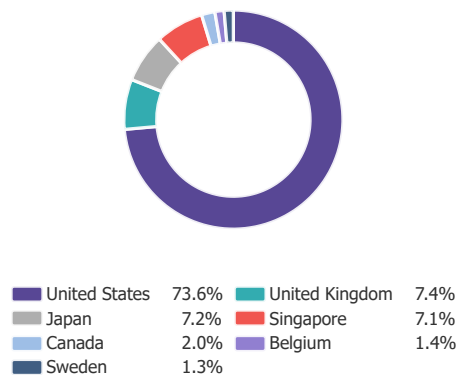
## Performance of \$1,000 invested



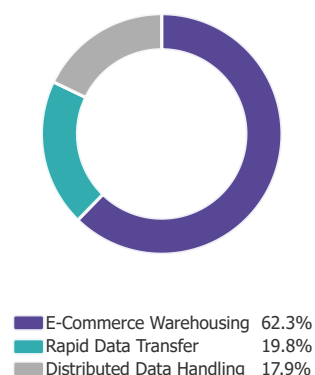
## Top Constituents

Company Name	Sector	Ticker	Index Weight
Digital Realty Trust Inc.	Distributed Data Handling	DLR	6.9%
Equinix Inc.	Distributed Data Handling	EQIX	6.8%
Prologis Inc.	E-Commerce Warehousing	PLD	6.7%
Crown Castle Inc.	Rapid Data Transfer	CCI	6.7%
American Tower Corporation	Rapid Data Transfer	AMT	6.6%
SBA Communications Corp.	Rapid Data Transfer	SBAC	6.6%
Lineage Inc	E-Commerce Warehousing	LINE	4.4%
Rexford Industrial Realty Inc.	E-Commerce Warehousing	REXR	4.3%
Eastgroup Properties Inc.	E-Commerce Warehousing	EGP	4.2%
First Industrial Realty Trust Inc.	E-Commerce Warehousing	FR	4.2%
<b>Total:</b>			<b>57.3%</b>

### Country Weightings



### Sector Weightings



VettaFi, a data, analytics, and thought leadership company, is transforming financial services from an industry to a community — one relationship at a time. In addition to providing interactive online tools and research, VettaFi offers asset managers an array of indexing and digital distribution solutions to innovate and scale their businesses. With billions in assets benchmarked to its indices — and more than 200 customers globally — asset managers look to VettaFi for benchmarks and best-in-class index solutions. VettaFi owns and administers the Alerian Index Series.

It is not possible to invest directly in an index. Index performance does not reflect the deduction of any fees or expenses. VettaFi does not sponsor, endorse, sell, or promote any investment product linked to or based on the Alerian Disruptive Technology Real Estate Index. Performance is provided on a total-return basis. Correlation is based on monthly data over the trailing 60 month period. Percentage of positive months, standard deviation, value of \$1,000, and Sharpe ratio comparisons are based on monthly data over the trailing 60 month period. The Alerian Disruptive Technology Real Estate Index is the exclusive property of VettaFi, which shall have no liability for any errors or omissions in calculating the Index.