

# JWW / S-Network Water Works

Index fact sheet as of December 31, 2024

## JWW Facts

### Ticker

Price Return: JWW  
Total Return: JWWRR  
Net Total Return: JWWTR

### Index Launch

September 15, 2008

### Base Value

1,000 on June 24, 2002

### Reconstitution Dates

Every 3rd Friday of June and  
December

### Rebalancing Dates

Every 3rd Friday of March, June,  
September and December

### Index Rules

Available at [vettafi.com](http://vettafi.com)

## Portfolio Characteristics

Number of Companies: 29

Company Size by Market  
Capitalization (millions):

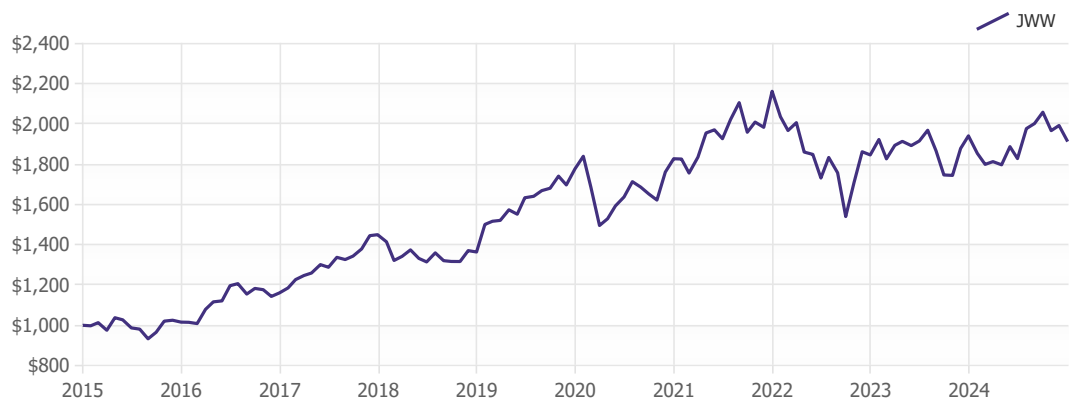
Average: \$4,150  
Median: \$1,637  
Largest: \$24,262  
Smallest: \$298

## Performance Data

3 Month: -7.1%  
6 Month: 4.6%  
YTD: -1.5%  
1 Year: -1.5%  
Annualized 3 Year: -4.0%  
Annualized 5 Year: 1.5%  
Annualized 10 Year: 6.7%  
Standard Deviation: 14.8%  
Sharpe Ratio: 0.45

Comprising the 30 water utility companies contained in the Composite, S-Network Water Works is subject to the same weighting and capping methodologies applied to the Utilities tranche of the Composite.

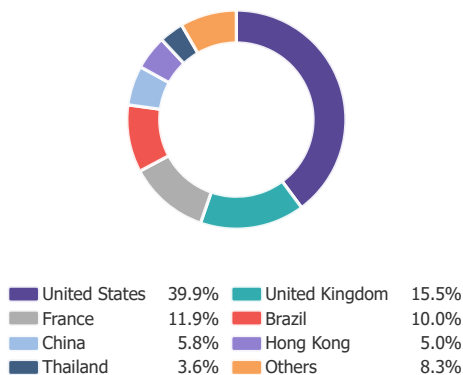
## Performance of \$1,000 invested




## Top 10 Constituents

Company Name	Sector	Ticker	Index Weight
Veolia Environnement S.A.	Water Utilities	VIE FP	11.9%
American Water Works Company Inc.	Water Utilities	AWK	11.9%
Essential Utilities Inc	Water Utilities	WTRG	6.5%
United Utilities Group PLC	Water Utilities	UU/ LN	5.8%
Severn Trent PLC	Water Utilities	SVT LN	5.3%
Guangdong Investment Ltd.	Water Utilities	270 HK	5.0%
Companhia de Saneamento Basico do Estado	Water Utilities	SBSP3 BZ	5.0%
Pennon Group PLC	Water Utilities	PNN LN	4.4%
California Water Service Group	Water Utilities	CWT	4.4%
American States Water Co.	Water Utilities	AWR	4.4%
<b>Total:</b>			<b>64.5%</b>

## Country Weightings



## Sector Weightings



VettaFi, a data, analytics, and thought leadership company, is transforming financial services from an industry to a community — one relationship at a time. In addition to providing interactive online tools and research, VettaFi offers asset managers an array of indexing and digital distribution solutions to innovate and scale their businesses. With billions in assets benchmarked to its indices — and more than 200 customers globally — asset managers look to VettaFi for benchmarks and best-in-class index solutions. VettaFi owns and administers S-Network Global indexes.

It is not possible to invest directly in an index. Index performance does not reflect the deduction of any fees or expenses. VettaFi does not sponsor, endorse, sell, or promote any investment product linked to or based on the S-Network Water Works. Performance is provided on a total-return basis. Correlation is based on monthly data over the trailing 120 month period. Percentage of positive months, standard deviation, value of \$1,000, and Sharpe ratio comparisons are based on monthly data over the trailing 120 month period. The S-Network Water Works is the exclusive property of VettaFi, which shall have no liability for any errors or omissions in calculating the Index.