

JUSTICE Facts

Ticker
Total Return: JUSTICE

Index Launch
November 30, 2020

Base Value
100 on November 30, 2020

Index Calculation
Every fifteen (15) seconds

Rebalancing Dates
Semi-Annually
(May and November)

Index Rules
Available at vettafi.com

Portfolio Characteristics

Number of Companies: 696
U.S. Companies: 315
Non-U.S. Companies: 381

Company Size by Market Capitalization (millions):

Average: \$14,845
Median: \$6,815
Largest: \$484,178
Smallest: \$430

Annualized Return*: 8.45%
Annualized Volatility*: 13.60%
Information Ratio*: 0.62
Trailing P/E: 21.94
Forward P/E: 21.21
Price/Book: 2.81
EV/Sales: 3.09
Dividend Yield: 1.92%

*Annualized performance and volatility are since inception

The Adasina Social Justice Index (JUSTICE) is designed to support progressive movements for change and includes a global universe of public companies whose practices are in alignment with social justice values.

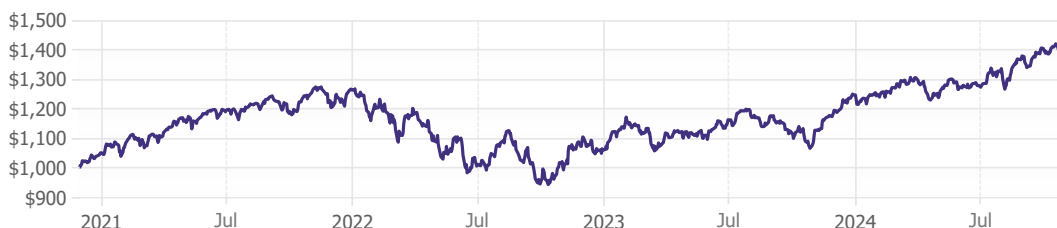
Adasina Social Justice Investment Criteria

Social justice values are defined by addressing risk factors identified by ASJIC.

- Racial Justice** - To uproot systems that reinforce, perpetuate, and exacerbate racial inequities. We educate investors on the risks posed by racial injustice in the public markets and mobilize investors to discourage companies from participating in racially unjust systems.
- Gender Justice** - To uproot systems that deprive women, LGBTQ+, and gender-expansive people of safe and fair opportunities in the workplace and in society. We educate investors on the risks posed by gender injustice in the public markets and mobilize investors to discourage companies from participating in those unjust systems.
- Economic Justice** - To create a fair, sustainable, and equitable financial future for all people and communities. We educate investors on the risks posed by economic injustice in the public markets and mobilize investors to discourage companies from participating in economically unjust systems.
- Climate Justice** - To create a safe, healthy, and sustainable planet for all people and communities. We educate investors on the risks posed by climate injustice in public markets and mobilize investors to discourage companies from participating in environmentally unjust systems.

The Index seeks to exclude companies that do not support these criteria, and/or contribute to the adverse.

Performance of \$1,000 invested



Performance Data

	3 Month	6 Month	YTD	1 Year	Annualized	
					3 Year	ITD
Total Return	2.8%	10.8%	10.1%	27.1%	3.4%	8.5%

Adasina Social Justice Investing Cycle

Mobilize Investors & Engage Companies for Systemic Impact

Meaningful engagement with portfolio companies paired with aligned proxy voting.

Expanding impact via **strategic investor campaigns** in which we share key data and mobilize other investors to take action.



Collect Insight & Data from Social Justice Movements

Original research with metrics and data sourced from **social justice organizations** working to advance racial, gender, economic, and climate justice.

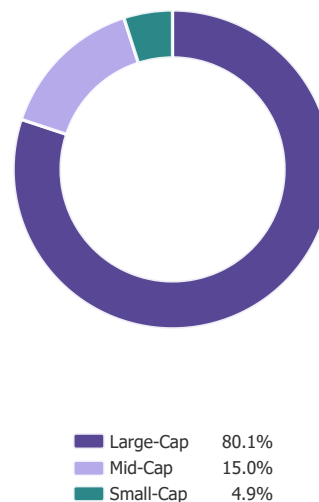
Research & Evaluate Companies via Social Justice Criteria

Highly rigorous portfolio screening to ensure companies that meet social justice criteria are included and those that do not are excluded.

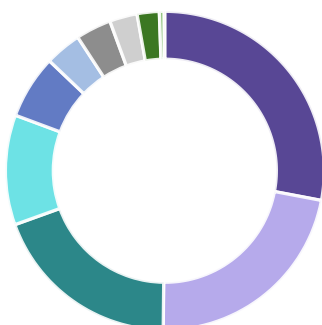
Top 10 Constituents

Company Name	Index Weight
AFLAC INCORPORATED	2.21%
MERCK & CO., INC	1.91%
VISA INC	1.85%
SNAP-ON INCORPORATED	1.49%
GRACO INC	1.45%
AUTOMATIC DATA PROCESSING, INC.	1.43%
JUNIPER NETWORKS, INC.	1.39%
XYLEM, INC.	1.28%
THE PROGRESSIVE CORPORATION	1.28%
BRISTOL-MYERS SQUIBB COMPANY	1.25%
TOTAL	15.54%

Market Capitalization

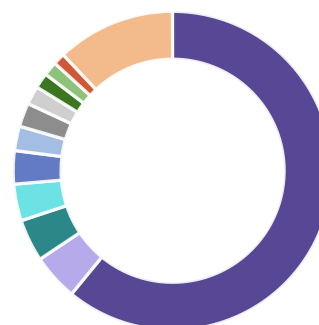


Sector Weightings



Financials	28.0%	Industrials	22.2%
Technology	19.3%	Healthcare	11.2%
Media & Communications	6.4%	Consumer Staples	3.7%
Materials	3.6%	Consumer Discretionary	2.8%
Utilities	2.2%	Real Estate & REITs	0.5%
Energy	0.1%		

Country Weightings



United States	60.9%	Japan	4.7%
Canada	4.3%	United Kingdom	3.7%
Taiwan	3.4%	China	2.5%
Switzerland	2.4%	Netherlands	1.9%
Belgium	1.6%	Australia	1.4%
Thailand	1.2%	Others	12.0%

About VettaFi

VettaFi, a data, analytics, and thought leadership company, is transforming financial services from an industry to a community one relationship at a time. In addition to providing interactive online tools and research, VettaFi offers asset managers an array of indexing and digital distribution solutions to innovate and scale their businesses. With billions in assets benchmarked to its indices and more than 200 customers globally asset managers look to VettaFi for benchmarks and best-in-class index solutions. VettaFi owns and administers the EQM Index Series.

It is not possible to invest directly in an index. Index performance does not reflect the deduction of any fees or expenses. VettaFi does not sponsor, endorse, sell, or promote any investment product linked to or based on the Adasina Social Justice TR Index. Performance is provided on a total-return basis. Historical performance illustrations in the indices may be based on a back-test calculation. Past performance of an index is not a guarantee of future results. The Adasina Social Justice TR Index is the exclusive property of VettaFi, which shall have no liability for any errors or omissions in calculating the Index.

Disclaimer

All information is provided for information purposes only. Every effort is made to ensure that all information given in this factsheet is accurate, but no responsibility or liability can be accepted by EQM Indexes, LLC, a VettaFi Company (VettaFi) nor their respective directors, officers, employees, partners, or licensors for any errors or for any loss from use of this factsheet or any of the information or data contained herein.

Neither VettaFi nor their respective directors, officers, employees, partners or licensors provide investment advice and nothing in this document should be taken as constituting financial or investment advice.

Neither VettaFi nor their respective directors, officers, employees, partners or licensors make any representation regarding the advisability of investing in any asset. A decision to invest in any such asset or whether such investment creates any legal or compliance risks for the investor. Indices cannot be invested in directly. Inclusion of an asset in an index is not a recommendation to buy, sell, or hold that asset nor confirmation that any particular invest or may lawfully buy, sell, or hold the asset or an index containing the asset. The general information contained in this publication should not be acted upon without obtaining specific legal, tax, and investment advice from a licensed professional.

No part of this information may be reproduced, stored in a retrieval system, or transmitted in any form or by any means, electronic, mechanical, photocopying, recording, or otherwise, without prior written permission of VettaFi. Use and distribution of the JUSTICE Index data and the use of their data to create financial products require a license with VettaFi and/or their respective licensors.

Past performance is not an indication or guarantee of future results. Please refer to the methodology for the Index for more details about the index, including the manner in which it is rebalanced, the timing of such rebalancing, criteria for additions and deletions, as well as all index calculations. Index returns shown do not represent the results of actual trading of investable assets/securities. VettaFi maintains the index and calculates the index levels and performance shown or discussed but does not manage actual assets. Index returns do not reflect payment of any sales charges or fees an investor may pay to purchase the securities underlying the Index or investment funds that are intended to track the performance of the Index.