

# HK Funds Capital Appreciation Index | Total

Index fact sheet as of March 31, 2026

## HKCX Facts

### Ticker

Price Return: HKCDX  
Total Return: HKCDXT  
Net Total Return: HKCDXN

### Index Launch

April 30, 2025

### Base Value

1,000 on December 17, 2004

### Index Currency

USD

### Rebalancing Dates

Every 3rd Friday of March, June, September, December

### Index Rules

Available at [vettafi.com](http://vettafi.com)

## Portfolio Characteristics

Number of Companies: 25

Company Size by Market Capitalization (millions):

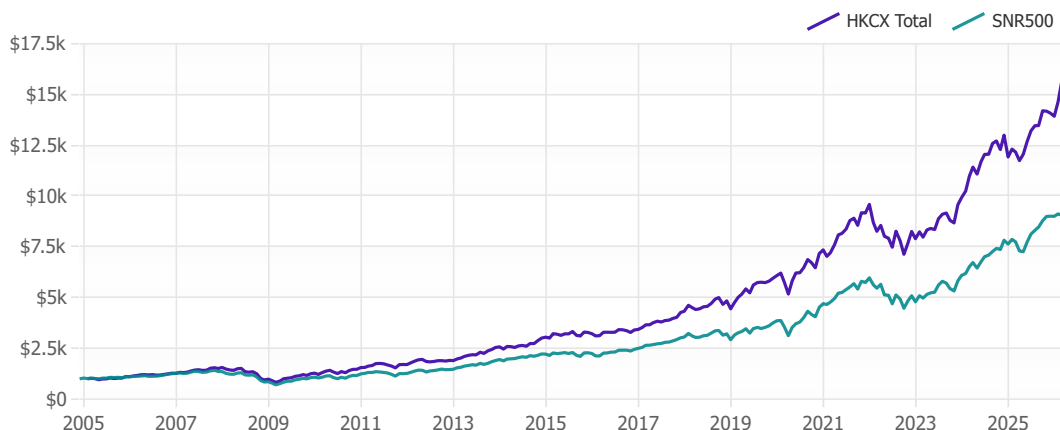
Average: \$378,316  
Median: \$42,614  
Largest: \$4,237,920  
Smallest: \$2,710

## Performance Data

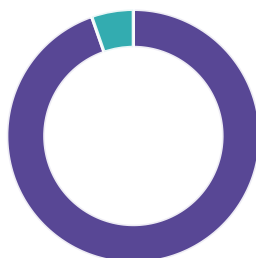
3 Month: 5.6%  
6 Month: 3.6%  
YTD: 5.6%  
1 Year: 25.3%  
Annualized 3 Year: 20.8%  
Annualized 5 Year: 14.1%  
Annualized 10 Year: 16.1%  
Standard Deviation: 15.4%  
Sharpe Ratio: 0.97

HK Funds Capital Appreciation Index

## Performance of \$1,000 invested

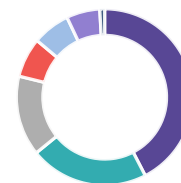


## Market Capitalization



Large-Cap 94.7%  
Mid-Cap 5.3%

## Sector Weightings



Industrials 42.4%  
Technology 21.7%  
Financials 14.7%  
Healthcare 7.3%  
Materials 6.9%  
Consumer Staples 6.1%  
Consumer Discretionary 0.9%

VettaFi, a data, analytics, and thought leadership company, is transforming financial services from an industry to a community — one relationship at a time. In addition to providing interactive online tools and research, VettaFi offers asset managers an array of indexing and digital distribution solutions to innovate and scale their businesses. With billions in assets benchmarked to its indices — and more than 200 customers globally — asset managers look to VettaFi for benchmarks and best-in-class index solutions.

It is not possible to invest directly in an index. Index performance does not reflect the deduction of any fees or expenses. VettaFi does not sponsor, endorse, sell, or promote any investment product linked to or based on the HK Funds Capital Appreciation Index. Performance is provided on a total-return basis. Correlation is based on monthly data over the trailing 120 month period. Percentage of positive months, standard deviation, value of \$1,000, and Sharpe ratio comparisons are based on monthly data over the trailing 120 month period. The HK Funds Capital Appreciation Index is the exclusive property of VettaFi, which shall have no liability for any errors or omissions in calculating the Index.