

GVEMIEA Facts

Ticker

Price Return: GVEMIEA
 Total Return: GVEMIEAT
 Net Total Return: GVEMIEAN

Index Launch

March 22, 1999

Base Value

570.04 on March 22, 1999

Rebalancing Dates

Every 3rd Friday of March,
 September

Index Rules

Available at vettafi.com

Portfolio Characteristics

Number of Companies: 7

Company Size by Market Capitalization (millions):

Average: \$15,658
 Median: \$10,393
 Largest: \$36,616
 Smallest: \$2,499

Annualized Return*: 13.50%
 Annualized Volatility*: 27.16%
 Information Ratio*: 0.50
 Trailing P/E: 13.39
 Forward P/E: 14.54
 Price/Book: 1.40
 EV/Sales: 1.08
 Dividend Yield: 4.57%

**Annualized performance and volatility are since inception, including back-test results prior to March 22, 1999*

The GLIO VettaFi Global Listed Infrastructure Index provides exposure to globally listed companies which own and/or are operators of infrastructure assets.

About the GLIO VettaFi Global Listed Infrastructure Index Series

- VettaFi has partnered with the Global Listed Infrastructure Organisation (GLIO), the representative body for the \$3.5 trillion market capitalization listed infrastructure asset class.
- GLIO raises investor awareness for the asset class through research, data, education, and events.
- The Index series goes beyond the simple industry classification for company selection, by using industry accepted EBITDA, rather than revenue, to determine infrastructure relevance.

Performance of \$1,000 invested



Performance Data

	3 Month	6 Month	YTD	1 Year	Annualized			
					3 Year	5 Year	10 Year	ITD
Total Return	-0.8%	0.0%	-0.8%	19.1%	11.6%	8.0%	5.9%	13.5%
Net Total Return	-0.8%	0.0%	-0.8%	18.7%	10.7%	7.1%	4.9%	12.7%
Price Return	-0.8%	-0.5%	-0.8%	15.8%	6.9%	3.7%	1.3%	9.2%

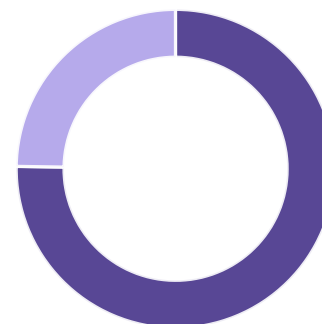
Infrastructure Classifications

SECTOR GROUP	KEY INFRASTRUCTURE SECTORS
Transportation	Airports, Marine Ports, Railways, Roads
Utilities	Electric Utilities, Gas Utilities, Water Utilities
Renewables	Wind, Solar, Hydro, and other renewable sources
Energy Storage and Transportation	Oil & Gas Pipelines, LNG Liquefaction & Regasification, Resource Storage
Communications Infrastructure	Telecommunication, Satellites, Cables

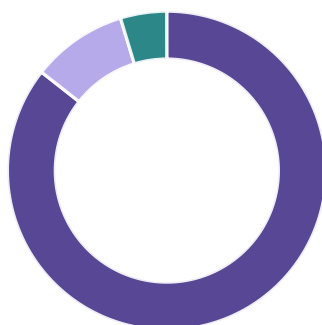
Top 10 Constituents

Company Name	Index Weight
CEZ AS	27.61%
DUBAI ELECTRICITY & WATER	24.71%
SAUDI ENERGY CO.	13.22%
TAURON POLSKA ENERGIA SA	10.76%
SALIK CO. P.J.S.C	9.70%
PGE POLSKA GRUPA ENERGETYCZNA S.A.	9.30%
TAV HAVALIMANLARI HOLDING AS	4.69%
TOTAL	100.00%

Market Capitalization

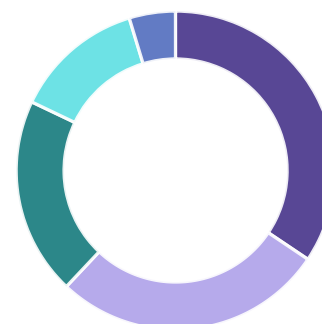


Sector Weightings



ELECTRIC	85.6%
ROADS	9.7%
AIRPORTS	4.7%

Country Weightings



United Arab Emirates	34.4%
Czech Republic	27.6%
Poland	20.1%
Saudi Arabia	13.2%
Turkey	4.7%

About VettaFi

VettaFi, a data, analytics, and thought leadership company, is transforming financial services from an industry to a community one relationship at a time. In addition to providing interactive online tools and research, VettaFi offers asset managers an array of indexing and digital distribution solutions to innovate and scale their businesses. With billions in assets benchmarked to its indices and more than 200 customers globally asset managers look to VettaFi for benchmarks and best-in-class index solutions.

It is not possible to invest directly in an index. Index performance does not reflect the deduction of any fees or expenses. VettaFi does not sponsor, endorse, sell, or promote any investment product linked to or based on the GLIO VettaFi Global Listed Infrastructure Index. Performance is provided on a total-return basis. Historical performance illustrations in the indices may be based on a back-test calculation. Past performance of an index is not a guarantee of future results. The GLIO VettaFi Global Listed Infrastructure Index is the exclusive property of VettaFi, which shall have no liability for any errors or omissions in calculating the Index.