

## GL50EXUS Facts

## Ticker

Price Return: GL50EXUS

## Index Launch

February 20, 2024

## Base Value

1,000 on December 29, 2016

## Rebalancing Dates

Every 3rd Friday of March, June, September, December

## Index Rules

Available at vettafi.com

## Portfolio Characteristics

Number of Companies: 51

Company Size by Market Capitalization (millions):

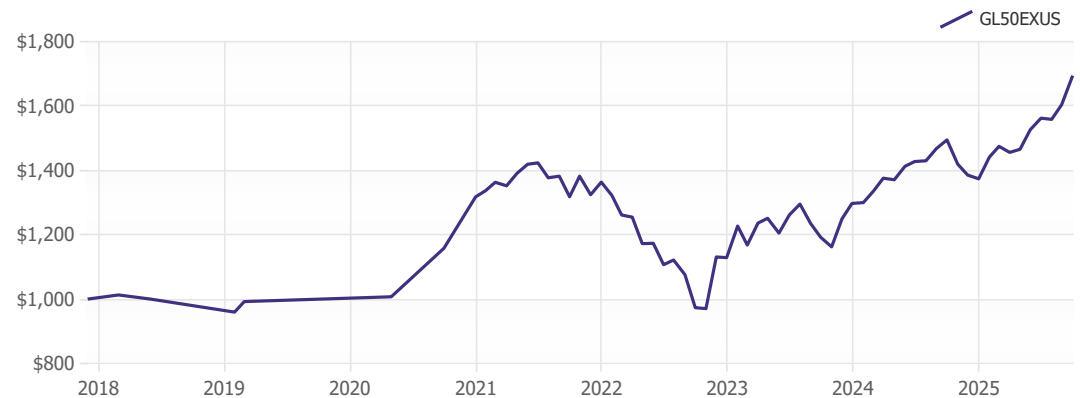
Average: \$225,682  
 Median: \$183,734  
 Largest: \$1,193,926  
 Smallest: \$6,834

## Performance Data

3 Month: 8.5%  
 6 Month: 16.4%  
 YTD: 23.3%  
 1 Year: 13.3%  
 Annualized 3 Year: 20.3%  
 Annualized 5 Year: 7.9%  
 Standard Deviation: 15.0%  
 Sharpe Ratio: 0.36

The index is designed to measure the performance of the largest 50 ex US companies in the world by market capitalization that meet all eligibility criteria of the index

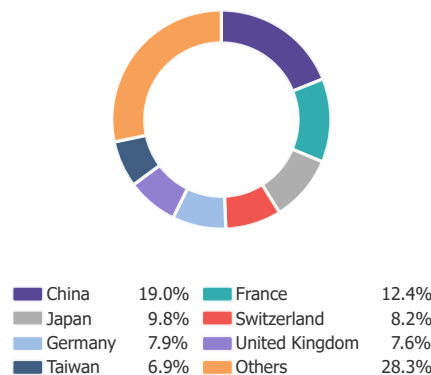
## Performance of \$1,000 invested



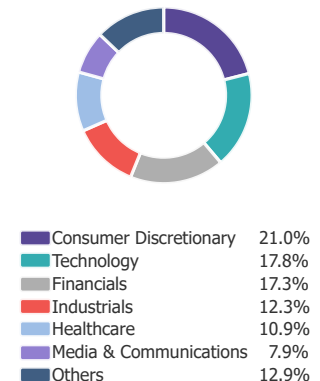
## Top 10 Constituents

Company Name	Sector	Ticker	Index Weight
Taiwan Semiconductor Manufacturing Co.	Technology	TSM	6.9%
Tencent Holdings Ltd.	Media & Communications	700 HK	6.3%
Alibaba Group Holding Ltd.	Consumer Discretionary	9988 HK	4.5%
Samsung Electronics Co Ltd.	Technology	SMSN LN	3.6%
ASML Holding N.V.	Technology	ASML NA	3.5%
SAP SE	Technology	SAP	3.0%
LVMH Moët Hennessy Louis Vuitton SE	Consumer Discretionary	MC FP	2.8%
Toyota Motor Corp.	Consumer Discretionary	7203 JP	2.8%
Novartis AG	Healthcare	NVS	2.5%
Roche Holding AG	Healthcare	ROG SW	2.4%
<b>Total:</b>			<b>38.2%</b>

## Country Weightings



## Sector Weightings



VettaFi, a data, analytics, and thought leadership company, is transforming financial services from an industry to a community — one relationship at a time. In addition to providing interactive online tools and research, VettaFi offers asset managers an array of indexing and digital distribution solutions to innovate and scale their businesses. With billions in assets benchmarked to its indices — and more than 200 customers globally — asset managers look to VettaFi for benchmarks and best-in-class index solutions.

It is not possible to invest directly in an index. Index performance does not reflect the deduction of any fees or expenses. VettaFi does not sponsor, endorse, sell, or promote any investment product linked to or based on the Global 50 ex US INDEX. Performance is provided on a total-return basis. Correlation is based on monthly data over the trailing 96 month period. Percentage of positive months, standard deviation, value of \$1,000, and Sharpe ratio comparisons are based on monthly data over the trailing 96 month period. The Global 50 ex US INDEX is the exclusive property of VettaFi, which shall have no liability for any errors or omissions in calculating the Index.