

GL100EXUS / Global 100 ex US INDEX

Index fact sheet as of December 31, 2025

GL100EXUS Facts

Ticker

Net Total Return: GL100EXUS

Index Launch

February 20, 2024

Base Value

1,000 on December 29, 2016

Index Currency

USD

Rebalancing Dates

Every 3rd Friday of March, June, September, December

Index Rules

Available at vettafi.com

Portfolio Characteristics

Number of Companies: 100

Company Size by Market Capitalization (millions):

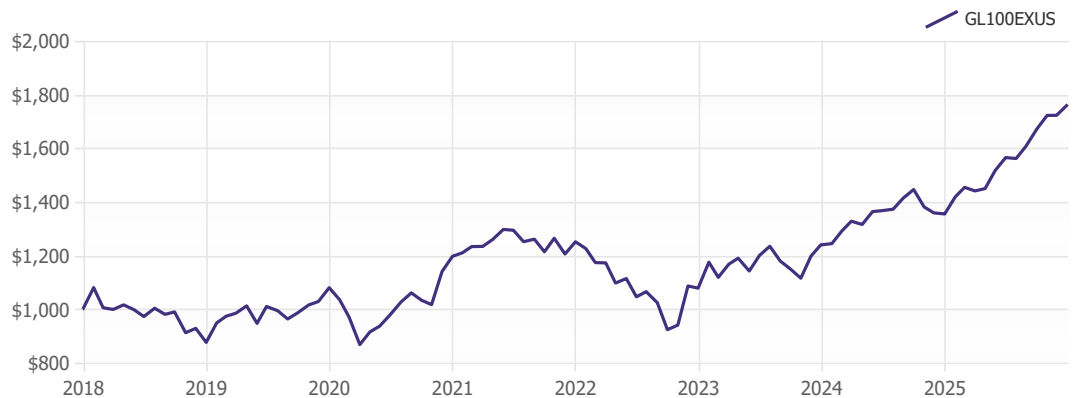
Average: \$165,701
Median: \$120,630
Largest: \$1,576,127
Smallest: \$10,126

Performance Data

3 Month: 5.5%
6 Month: 12.6%
YTD: 30.0%
1 Year: 30.0%
Annualized 3 Year: 17.7%
Annualized 5 Year: 8.0%
Annualized 8 Year: 7.3%
Standard Deviation: 15.3%
Sharpe Ratio: 0.43

The index is designed to measure the performance of the largest 100 ex US companies in the world by market capitalization that meet all eligibility criteria of the index

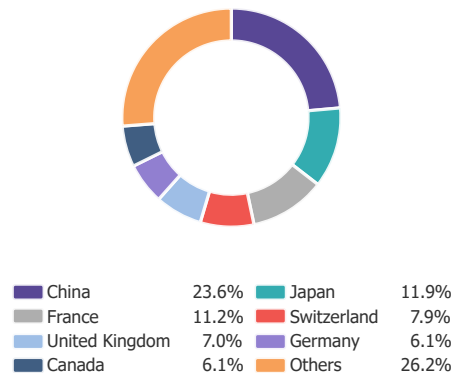
Performance of \$1,000 invested



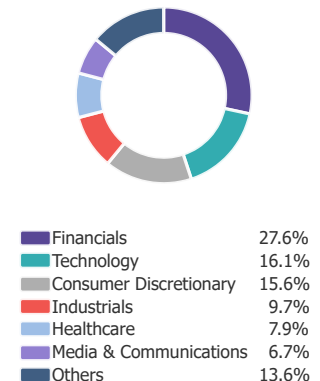
Top Constituents

Company Name	Sector	Ticker	Index Weight
Taiwan Semiconductor Manufacturing Co.	Technology	TSM	5.2%
Tencent Holdings Ltd.	Media & Communications	700 HK	4.1%
Samsung Electronics Co Ltd.	Technology	SMSN LN	3.1%
ASML Holding N.V.	Technology	ASML	2.4%
Agricultural Bank of China Ltd.	Financials	1288 HK	2.2%
LVMH Moët Hennessy Louis Vuitton SE	Consumer Discretionary	MC FP	2.2%
Industrial & Commercial Bank of China	Financials	1398 HK	2.2%
Alibaba Group Holding Ltd.	Consumer Discretionary	BABA	2.0%
Roche Holding AG	Healthcare	ROG SW	1.9%
AstraZeneca PLC	Healthcare	AZN LN	1.7%
Total:			27.1%

Country Weightings



Sector Weightings



VettaFi, a data, analytics, and thought leadership company, is transforming financial services from an industry to a community — one relationship at a time. In addition to providing interactive online tools and research, VettaFi offers asset managers an array of indexing and digital distribution solutions to innovate and scale their businesses. With billions in assets benchmarked to its indices — and more than 200 customers globally — asset managers look to VettaFi for benchmarks and best-in-class index solutions.

It is not possible to invest directly in an index. Index performance does not reflect the deduction of any fees or expenses. VettaFi does not sponsor, endorse, sell, or promote any investment product linked to or based on the Global 100 ex US INDEX. Performance is provided on a total-return basis. Correlation is based on monthly data over the trailing 96 month period. Percentage of positive months, standard deviation, value of \$1,000, and Sharpe ratio comparisons are based on monthly data over the trailing 96 month period. The Global 100 ex US INDEX is the exclusive property of VettaFi, which shall have no liability for any errors or omissions in calculating the Index.