

EUIF / European Government Inflation Linked Index

Index fact sheet as of January 31, 2025

EUIF Facts

Ticker

Price Return: EUIFPR
Total Return: EUIFTTTR

Index Launch

July 01, 2005

Base Value

100 on December 31, 2002

Index Currency

EUR

Rebalancing Dates

Month Ends

Index Rules

Available at vetafi.com

Index Characteristics

| | |
|-------------------|------------------|
| Number of Issues | 39 |
| Market Value | \$494.98 Billion |
| Remaining Term | 6.40 |
| Modified Duration | 7.42 |
| Yield | 0.93% |

Performance Data

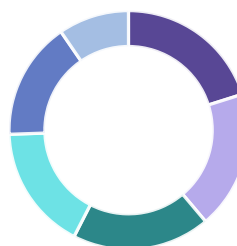
| | |
|--------------------|--------|
| 3 Month | 0.62% |
| 6 Month | 0.65% |
| Year-to-Date | 0.43% |
| 1 Year | 1.42% |
| Annualized 3 Year | -1.15% |
| Annualized 5 Year | 0.70% |
| Annualized 10 Year | 1.55% |
| Since Inception | 3.48% |

The Credit Suisse Eurozone government inflation-linked family of indices tracks a portfolio of EUR inflation-linked securities. The index allows clients to compare the performance of inflation linked securities hedged/unhedged in various currencies. (Note: The index will be rebranded in May of 2025 to: VettaFi European Government Inflation Linked Index)

Performance of \$1,000 invested

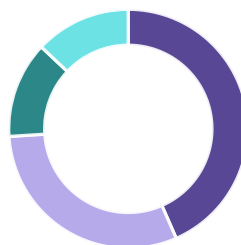


Term Breakdown



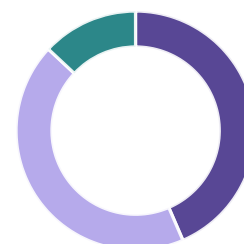
| | | | |
|-------------|-------|---------------|-------|
| Years: 1-3 | 20.1% | Years: 12PLUS | 18.7% |
| Years: 7-10 | 18.7% | Years: 5-7 | 16.9% |
| Years: 3-5 | 16.0% | Years: 10-12 | 9.6% |

Country Breakdown



| | |
|---------|-------|
| FRANCE | 43.4% |
| ITALY | 30.6% |
| GERMANY | 13.0% |
| SPAIN | 13.0% |

Rating Breakdown



| | |
|------------|-------|
| BBB Bucket | 43.5% |
| AA Bucket | 43.4% |
| AAA Bucket | 13.0% |

VettaFi, a data, analytics, and thought leadership company, is transforming financial services from an industry to a community — one relationship at a time. In addition to providing interactive online tools and research, VettaFi offers asset managers an array of indexing and digital distribution solutions to innovate and scale their businesses. With billions in assets benchmarked to its indices — and more than 200 customers globally — asset managers look to VettaFi for benchmarks and best-in-class index solutions.

It is not possible to invest directly in an index. Index performance does not reflect the deduction of any fees or expenses. VettaFi does not sponsor, endorse, sell, or promote any investment product linked to or based on the European Government Inflation Linked Index. Performance is provided on a total-return basis. The European Government Inflation Linked Index is the exclusive property of VettaFi, which shall have no liability for any errors or omissions in calculating the Index.