

DGTINFR / VettaFi LPX Digital Infrastructure & Data Centres Index

Index fact sheet as of June 30, 2026

DGTINFR Facts

Ticker
 Price Return: DGTINFR
 Total Return: DGTINFRG
 Net Total Return: DGTINFRN

Index Launch
 June 30, 2026

Base Value
 1,000 on June 15, 2012

Index Currency
 USD

Rebalancing Dates
 Every 3rd Friday of June, December

Index Rules
 Available at vetafi.com

Portfolio Characteristics

Number of Companies: 60

Company Size by Market Capitalization (millions):

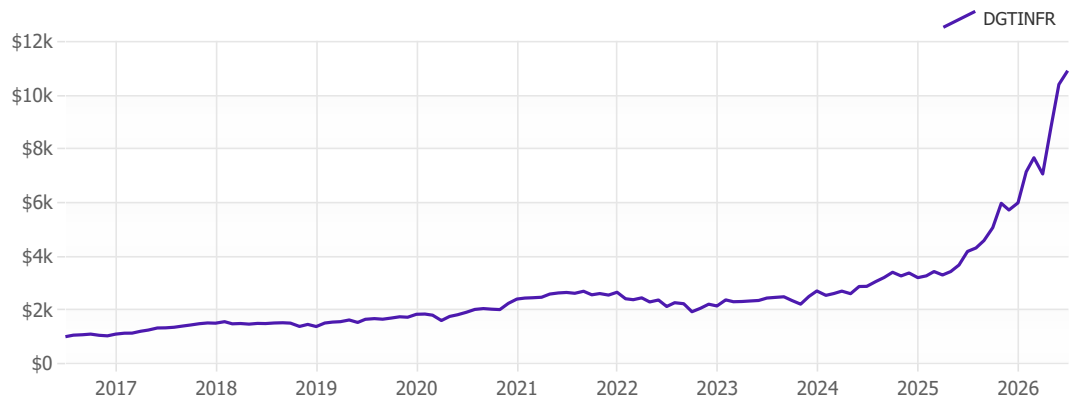
Average: \$113,918
 Median: \$12,997
 Largest: \$1,301,732
 Smallest: \$654

Performance Data

3 Month: 54.5%
 6 Month: 82.2%
 YTD: 82.2%
 1 Year: 161.2%
 Annualized 3 Year: 64.7%
 Annualized 5 Year: 32.7%
 Annualized 10 Year: 27.0%
 Standard Deviation: 20.8%
 Sharpe Ratio: 1.20

The VettaFi LPX Digital Infrastructure & Data Centres Index is designed to track the performance of companies which derive revenues from digital infrastructure activities.

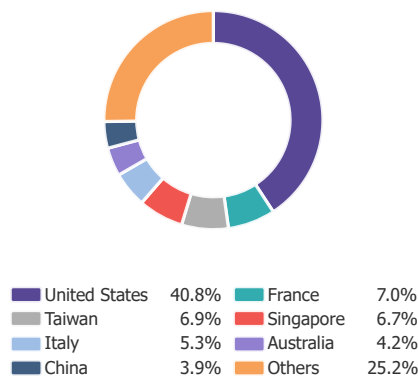
Performance of \$1,000 invested



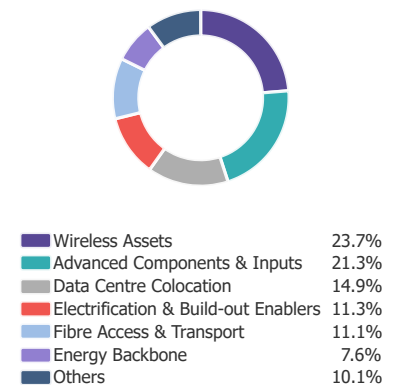
Top Constituents

Company Name	Sector	Ticker	Index Weight
ViaSat Inc.	Wireless Assets	VSAT	2.5%
Chorus Ltd	Fibre Access & Transport	CNU AU	2.3%
Sandisk Corporation	Advanced Components & Inputs	SNDK	2.3%
Vertiv Holdings Co	Cooling & Thermal Systems	VRT	2.3%
Western Digital Corp.	Advanced Components & Inputs	WDC	2.2%
GE Vernova Inc.	Electrification & Build-out Enablers	GEV	2.2%
Voltronic Power Technology Corp.	Critical Power & Backup	6409 TT	2.2%
Netlink Nbn Trust	Fibre Access & Transport	NETLINK SP	2.2%
Equinix Inc.	Data Centre Colocation	EQIX	2.1%
Cellnex Telecom S.A.U	Wireless Assets	CLNX SM	2.0%
Total:			22.3%

Country Weightings



Sector Weightings



VettaFi, a data, analytics, and thought leadership company, is transforming financial services from an industry to a community — one relationship at a time. In addition to providing interactive online tools and research, VettaFi offers asset managers an array of indexing and digital distribution solutions to innovate and scale their businesses. With billions in assets benchmarked to its indices – and more than 200 customers globally – asset managers look to VettaFi for benchmarks and best-in-class index solutions.

It is not possible to invest directly in an index. Index performance does not reflect the deduction of any fees or expenses. VettaFi does not sponsor, endorse, sell, or promote any investment product linked to or based on the VettaFi LPX Digital Infrastructure & Data Centres Index. Performance is provided on a total-return basis. Correlation is based on monthly data over the trailing 120 month period. Percentage of positive months, standard deviation, value of \$1,000, and Sharpe ratio comparisons are based on monthly data over the trailing 120 month period. The VettaFi LPX Digital Infrastructure & Data Centres Index is the exclusive property of VettaFi, which shall have no liability for any errors or omissions in calculating the Index.