

# CMINE / VettaFi Galaxy Crypto Mining Index

Index fact sheet as of October 31, 2024

## CMINE Facts

**Ticker**  
 Price Return: CMINE  
 Total Return: CMINET  
 Net Total Return: CMINEN

**Index Launch**  
 June 21, 2022

**Base Value**  
 on June 30, 2020

**Index Calculation**  
 Every fifteen (15) seconds

**Reconstitution Dates**  
 Every 3rd Friday of March, June, September and December

**Rebalancing Dates**  
 Every 3rd Friday of March, June, September and December

**Index Rules**  
 Available at [vetafi.com](http://vetafi.com)

## Portfolio Characteristics

Number of Companies: 20

Company Size by Market Capitalization (millions):

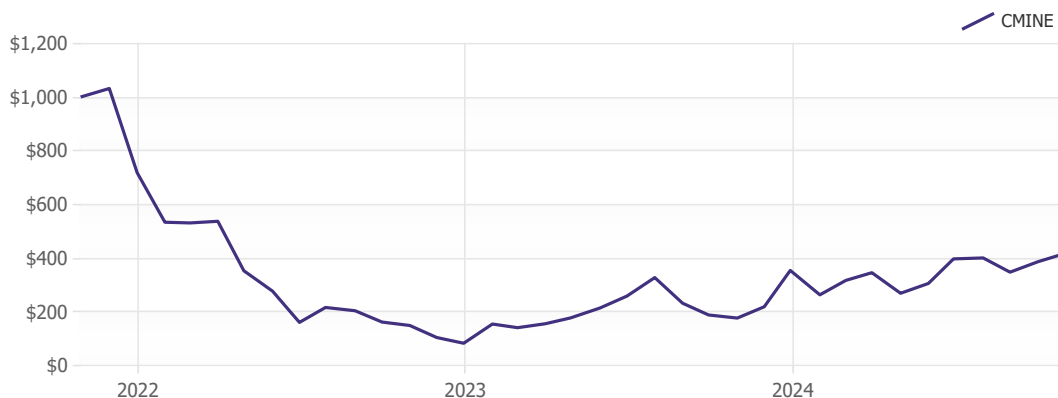
Average: \$5,690  
 Median: \$1,761  
 Largest: \$40,155  
 Smallest: \$67

## Performance Data

3 Month: 4.3%  
 6 Month: 55.4%  
 YTD: 18.1%  
 1 Year: 136.5%  
 Annualized 3 Year: -25.2%  
 Standard Deviation: 94.6%  
 Sharpe Ratio: -0.04

The VettaFi Galaxy Crypto Mining Index is designed to track companies that mine or stake cryptocurrency assets and companies that provide hosting services for cryptocurrency mining or staking.

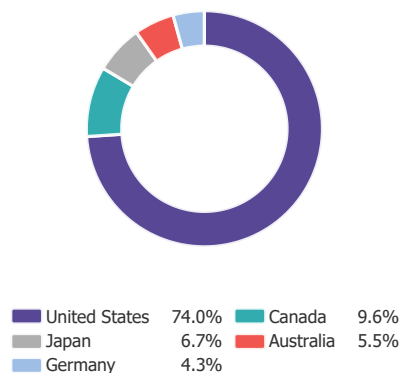
## Performance of \$1,000 invested




## Top 10 Constituents

Company Name	Sector	Ticker	Index Weight
Cipher Mining Inc	Cryptocurrency Miners	CIFR	7.1%
Terawulf Inc	Cryptocurrency Miners	WULF	6.7%
Hut 8 Corp.	Cryptocurrency Miners	HUT	6.4%
Bit Digital Inc.	Cryptocurrency Miners	BTBT	6.1%
Riot Platforms Inc	Cryptocurrency Miners	RIOT	5.8%
Core Scientific Inc	Cryptocurrency Miners	CORZ	5.7%
Iris Energy Ltd.	Cryptocurrency Miners	IREN	5.5%
Hive Digital Technologies Ltd	Cryptocurrency Miners	HIVE	5.4%
Bitdeer Technologies Group	Cryptocurrency Miners	BTDR	5.2%
CleanSpark Inc.	Cryptocurrency Miners	CLSK	5.1%
<b>Total:</b>			<b>59.1%</b>

## Country Weightings



## Sector Weightings



VettaFi, a data, analytics, and thought leadership company, is transforming financial services from an industry to a community — one relationship at a time. In addition to providing interactive online tools and research, VettaFi offers asset managers an array of indexing and digital distribution solutions to innovate and scale their businesses. With billions in assets benchmarked to its indices — and more than 200 customers globally — asset managers look to VettaFi for benchmarks and best-in-class index solutions.

It is not possible to invest directly in an index. Index performance does not reflect the deduction of any fees or expenses. VettaFi does not sponsor, endorse, sell, or promote any investment product linked to or based on the VettaFi Galaxy Crypto Mining Index. Performance is provided on a total-return basis. Correlation is based on monthly data over the trailing 36 month period. Percentage of positive months, standard deviation, value of \$1,000, and Sharpe ratio comparisons are based on monthly data over the trailing 36 month period. The VettaFi Galaxy Crypto Mining Index is the exclusive property of VettaFi, which shall have no liability for any errors or omissions in calculating the Index.