

BCHAIN / Alerian Galaxy Global Blockchain Equity, Trusts & ETPs Index

Index fact sheet as of October 31, 2024

BCHAIN Facts

Ticker

Price Return: BCHAIN
Total Return: BCHAINT
Net Total Return: BCHAINN

Index Launch
May 12, 2021

Base Value
1,000 on June 19, 2020

Index Calculation
Every fifteen (15) seconds

Reconstitution Dates
Every 3rd Friday of each month

Rebalancing Dates
Every 3rd Friday of each month

Index Rules
Available at vettafi.com

Portfolio Characteristics

Number of Companies: 67

Company Size by Market Capitalization (millions):

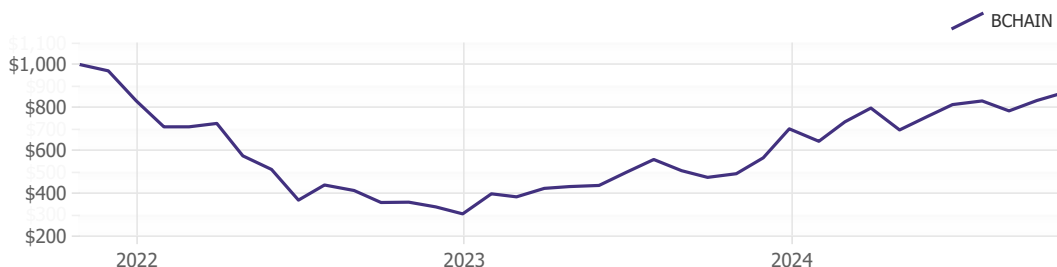
Average: \$277,378
Median: \$44,742
Largest: \$3,256,603
Smallest: \$60

Performance Data

3 Month: 4.8%
6 Month: 25.2%
YTD: 24.3%
1 Year: 77.2%
Annualized 3 Year: -4.5%
Standard Deviation: 43.7%
Sharpe Ratio: -0.06

The Alerian Galaxy Global Blockchain Indexes are Indexes of cryptocurrency futures, cryptocurrency Trusts, cryptocurrency ETPs, and/or companies, listed on global recognized exchanges, that are materially engaged in the development of blockchain technology, cryptocurrency mining, cryptocurrency buying, or enabling technologies that facilitate the transfer, custody, and issuance of cryptocurrency. Included in the Indexes are companies engaged in the development of blockchain technologies and related technology creators and producers that enable the development of blockchain technology.

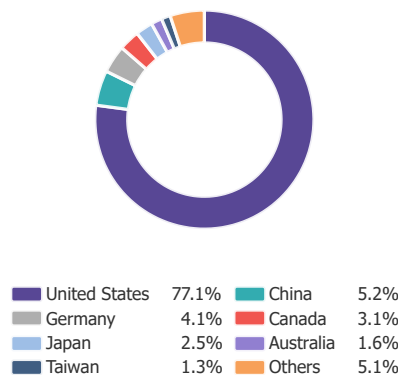
Performance of \$1,000 invested



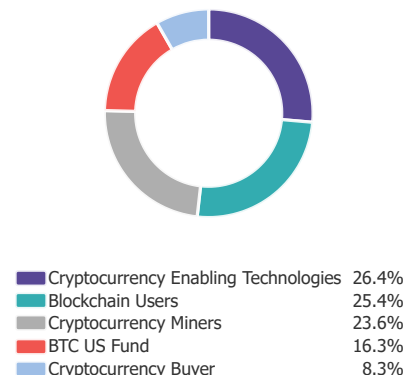
Top 10 Constituents

Company Name	Sector	Ticker	Index Weight
iShares Bitcoin Trust ETF	BTC US Fund	IBIT	7.0%
Grayscale Bitcoin Trust Btc	BTC US Fund	GBTC	3.6%
Fidelity Wise Origin Bitcoin Fund	BTC US Fund	FBTC	3.4%
Terawulf Inc	Cryptocurrency Miners	WULF	2.1%
Hut 8 Corp.	Cryptocurrency Miners	HUT	1.8%
Cipher Mining Inc	Cryptocurrency Miners	CIFR	1.7%
Microstrategy Incorporated	Cryptocurrency Buyer	MSTR	1.7%
Sofi Technologies Inc	Cryptocurrency Enabling Technologies	SOFI	1.7%
Bit Digital Inc.	Cryptocurrency Miners	BTBT	1.7%
Hive Digital Technologies Ltd	Cryptocurrency Miners	HIVE	1.6%
Total:			26.5%

Country Weightings



Sector Weightings



VettaFi, a data, analytics, and thought leadership company, is transforming financial services from an industry to a community — one relationship at a time. In addition to providing interactive online tools and research, VettaFi offers asset managers an array of indexing and digital distribution solutions to innovate and scale their businesses. With billions in assets benchmarked to its indices — and more than 200 customers globally — asset managers look to VettaFi for benchmarks and best-in-class index solutions. VettaFi owns and administers the Alerian Index Series.

It is not possible to invest directly in an index. Index performance does not reflect the deduction of any fees or expenses. VettaFi does not sponsor, endorse, sell, or promote any investment product linked to or based on the Alerian Galaxy Global Blockchain Equity, Trusts & ETPs Index. Performance is provided on a total-return basis. Correlation is based on monthly data over the trailing 36 month period. Percentage of positive months, standard deviation, value of \$1,000, and Sharpe ratio comparisons are based on monthly data over the trailing 36 month period. The Alerian Galaxy Global Blockchain Equity, Trusts & ETPs Index is the exclusive property of VettaFi, which shall have no liability for any errors or omissions in calculating the Index.