

AMPS / VettaFi CrowdSide Electric Infrastructure Index

Index fact sheet as of June 30, 2026

AMPS Facts

Ticker
 Price Return: AMPS
 Total Return: AMPST
 Net Total Return: AMPSN

Index Launch
 June 30, 2026

Base Value
 1,000 on December 18, 2020

Index Currency
 USD

Rebalancing Dates
 Every 3rd Friday of March, June, September, December

Index Rules
 Available at vettafi.com

Portfolio Characteristics

Number of Companies: 117

Company Size by Market Capitalization (millions):

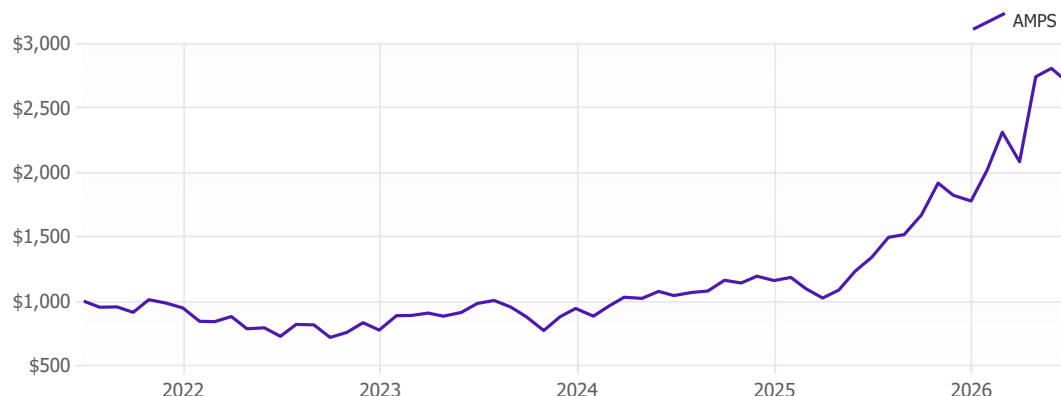
Average: \$38,519
 Median: \$2,640
 Largest: \$1,579,657
 Smallest: \$159

Performance Data

3 Month: 29.3%
 6 Month: 51.5%
 YTD: 51.5%
 1 Year: 100.8%
 Annualized 3 Year: 39.9%
 Annualized 5 Year: 21.9%
 Standard Deviation: 29.4%
 Sharpe Ratio: 0.72

The VettaFi CrowdSide Electric Infrastructure Index is designed to track the performance of companies in the Electric Infrastructure space.

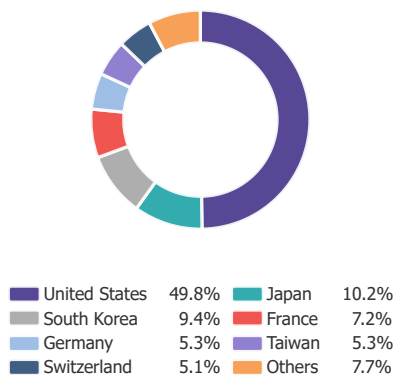
Performance of \$1,000 invested



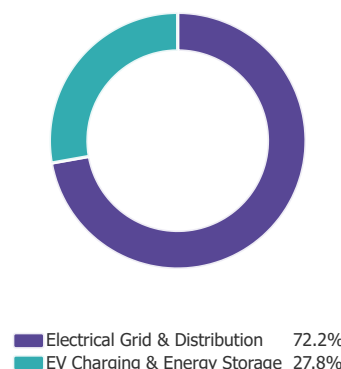
Top Constituents

Company Name	Sector	Ticker	Index Weight
GE Vernova Inc.	Electrical Grid & Distribution	GEV	6.1%
Caterpillar Inc	Electrical Grid & Distribution	CAT	5.6%
Vertiv Holdings Co	Electrical Grid & Distribution	VRT	5.3%
Siemens Energy AG	Electrical Grid & Distribution	ENR GR	5.2%
Eaton Corporation PLC	Electrical Grid & Distribution	ETN	5.1%
Schneider Electric SE	Electrical Grid & Distribution	SU FP	5.0%
ABB Limited	Electrical Grid & Distribution	ABBN SW	5.0%
Tesla Inc	EV Charging & Energy Storage	TSLA	4.9%
Quanta Services Inc.	Electrical Grid & Distribution	PWR	4.5%
Delta Electronics Inc.	EV Charging & Energy Storage	2308 TT	4.2%
Total:			50.9%

Country Weightings



Sector Weightings



VettaFi, a data, analytics, and thought leadership company, is transforming financial services from an industry to a community — one relationship at a time. In addition to providing interactive online tools and research, VettaFi offers asset managers an array of indexing and digital distribution solutions to innovate and scale their businesses. With billions in assets benchmarked to its indices — and more than 200 customers globally — asset managers look to VettaFi for benchmarks and best-in-class index solutions.

It is not possible to invest directly in an index. Index performance does not reflect the deduction of any fees or expenses. VettaFi does not sponsor, endorse, sell, or promote any investment product linked to or based on the VettaFi CrowdSide Electric Infrastructure Index. Performance is provided on a total-return basis. Correlation is based on monthly data over the trailing 60 month period. Percentage of positive months, standard deviation, value of \$1,000, and Sharpe ratio comparisons are based on monthly data over the trailing 60 month period. The VettaFi CrowdSide Electric Infrastructure Index is the exclusive property of VettaFi, which shall have no liability for any errors or omissions in calculating the Index.