

AGIGL / Alerian Global Alternative Energy Composite Index

Index fact sheet as of October 31, 2024

AGIGL Facts

Ticker

Price Return: AGIGL
Total Return: AGIGLT

Index Launch

January 01, 2006

Base Value

on January 01, 2011

Index Calculation

Every fifteen (15) seconds

Reconstitution Dates

Every 3rd Friday of March, June, September and December

Rebalancing Dates

Every 3rd Friday of March, June, September and December

Index Rules

Available at vettafi.com

Portfolio Characteristics

Number of Companies: 291

Company Size by Market Capitalization (millions):

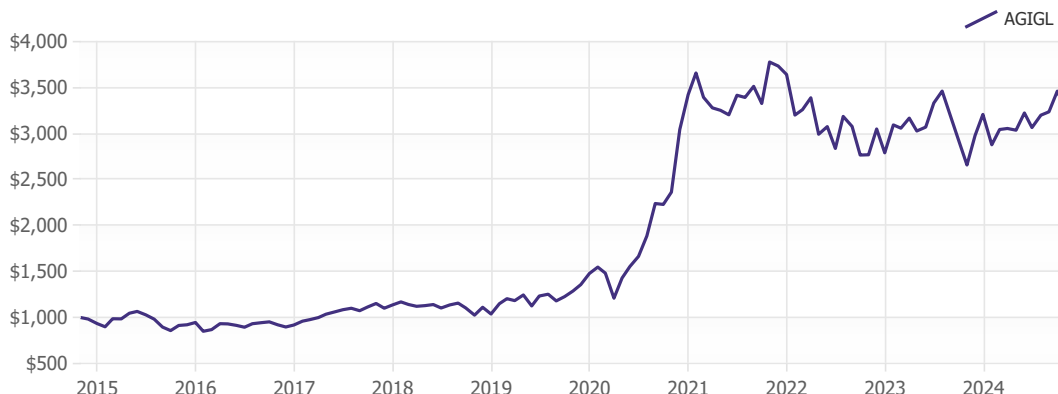
Average: \$8,564
Median: \$832
Largest: \$798,181
Smallest: \$30

Performance Data

3 Month: 1.9%
6 Month: 7.4%
YTD: 1.7%
1 Year: 22.7%
Annualized 3 Year: -4.8%
Annualized 5 Year: 20.4%
Annualized 10 Year: 12.5%
Standard Deviation: 24.2%
Sharpe Ratio: 0.60

An equity benchmark for globally traded stocks which are principally engaged in the field of Alternative Energy Technologies, including renewable energy, alternative fuels and related enabling technologies.

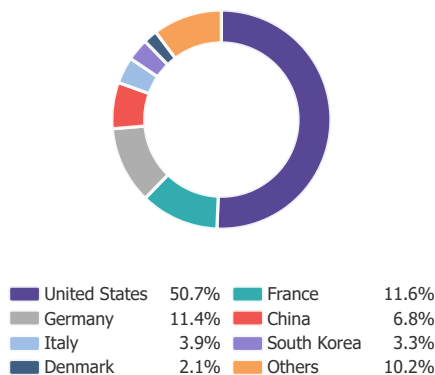
Performance of \$1,000 invested



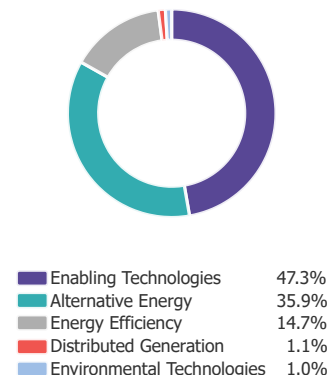
Top 10 Constituents

Company Name	Sector	Ticker	Index Weight
Tesla Inc	Enabling Technologies	TSLA	10.8%
Siemens AG	Enabling Technologies	SIE GR	9.6%
Nextera Energy Inc	Alternative Energy	NEE	9.4%
Schneider Electric SE	Energy Efficiency	SU FP	9.3%
Eaton Corporation PLC	Enabling Technologies	ETN	8.8%
Enel S.p.A.	Alternative Energy	ENEL IM	3.8%
Microchip Technology Incorporated	Enabling Technologies	MCHP	2.6%
BYD Co Ltd.	Enabling Technologies	1211 HK	2.5%
Monolithic Power Systems Inc.	Energy Efficiency	MPWR	2.4%
Consolidated Edison Inc.	Alternative Energy	ED	2.3%
Total:			61.5%

Country Weightings



Sector Weightings



VettaFi, a data, analytics, and thought leadership company, is transforming financial services from an industry to a community — one relationship at a time. In addition to providing interactive online tools and research, VettaFi offers asset managers an array of indexing and digital distribution solutions to innovate and scale their businesses. With billions in assets benchmarked to its indices — and more than 200 customers globally — asset managers look to VettaFi for benchmarks and best-in-class index solutions. VettaFi owns and administers the Alerian Index Series.

It is not possible to invest directly in an index. Index performance does not reflect the deduction of any fees or expenses. VettaFi does not sponsor, endorse, sell, or promote any investment product linked to or based on the Alerian Global Alternative Energy Composite Index. Performance is provided on a total-return basis. Correlation is based on monthly data over the trailing 120 month period. Percentage of positive months, standard deviation, value of \$1,000, and Sharpe ratio comparisons are based on monthly data over the trailing 120 month period. The Alerian Global Alternative Energy Composite Index is the exclusive property of VettaFi, which shall have no liability for any errors or omissions in calculating the Index.